

# Hand Sockets, Bit Sockets & Accessories

## 6PT Sockets

CR-V DIN3124



| DRIVE              | ITEM NO. | SIZE(mm) | L(mm) | Satin Chrome Finished |    |
|--------------------|----------|----------|-------|-----------------------|----|
| 3/4"<br>19.0mm sq. | BAEA2419 | 19       | 50    | 5                     | 80 |
|                    | BAEA2421 | 21       | 50    | 5                     | 80 |
|                    | BAEA2422 | 22       | 50    | 5                     | 80 |
|                    | BAEA2423 | 23       | 50    | 5                     | 80 |
|                    | BAEA2424 | 24       | 51    | 5                     | 80 |
|                    | BAEA2426 | 26       | 52    | 5                     | 80 |
|                    | BAEA2427 | 27       | 52    | 5                     | 80 |
|                    | BAEA2428 | 28       | 52    | 5                     | 40 |
|                    | BAEA2429 | 29       | 52    | 5                     | 40 |
|                    | BAEA2430 | 30       | 54    | 5                     | 40 |
|                    | BAEA2432 | 32       | 56    | 5                     | 40 |
|                    | BAEA2433 | 33       | 56    | 5                     | 40 |
|                    | BAEA2434 | 34       | 56    | 5                     | 40 |
|                    | BAEA2435 | 35       | 58    | 5                     | 40 |
|                    | BAEA2436 | 36       | 58    | 5                     | 40 |
|                    | BAEA2437 | 37       | 60    | 5                     | 40 |
|                    | BAEA2438 | 38       | 60    | 5                     | 40 |
|                    | BAEA2439 | 39       | 62    | 5                     | 40 |
|                    | BAEA2440 | 40       | 62    | 2                     | 16 |
|                    | BAEA2441 | 41       | 64    | 2                     | 16 |
|                    | BAEA2442 | 42       | 64    | 2                     | 16 |
|                    | BAEA2443 | 43       | 65    | 2                     | 16 |
|                    | BAEA2444 | 44       | 66    | 2                     | 16 |
|                    | BAEA2445 | 45       | 66    | 2                     | 16 |
|                    | BAEA2446 | 46       | 68    | 2                     | 16 |
|                    | BAEA2448 | 48       | 70    | 2                     | 16 |
| BAEA2450           | 50       | 72       | 2     | 16                    |    |
| BAEA2451           | 51       | 72       | 2     | 16                    |    |
| BAEA2452           | 52       | 72       | 2     | 16                    |    |
| BAEA2454           | 54       | 74       | 2     | 16                    |    |
| BAEA2455           | 55       | 76       | 2     | 16                    |    |
| BAEA2456           | 56       | 76       | 2     | 16                    |    |
| BAEA2457           | 57       | 76       | 2     | 16                    |    |
| BAEA2458           | 58       | 78       | 2     | 16                    |    |
| BAEA2460           | 60       | 78       | 2     | 16                    |    |
| BAEA2465           | 65       | 82       | 2     | 8                     |    |
| BAEA2470           | 70       | 86       | 2     | 8                     |    |
| 1"<br>25.4mm sq.   | BAEA3236 | 36       | 65    | 3                     | 24 |
|                    | BAEA3238 | 38       | 65    | 3                     | 24 |
|                    | BAEA3241 | 41       | 70    | 3                     | 24 |
|                    | BAEA3246 | 46       | 75    | 2                     | 16 |
|                    | BAEA3250 | 50       | 75    | 2                     | 16 |
|                    | BAEA3254 | 54       | 80    | 2                     | 16 |
|                    | BAEA3255 | 55       | 80    | 2                     | 16 |
|                    | BAEA3258 | 58       | 80    | 2                     | 16 |
|                    | BAEA3260 | 60       | 84    | 2                     | 8  |
|                    | BAEA3263 | 63       | 87    | 2                     | 8  |
|                    | BAEA3265 | 65       | 87    | 2                     | 8  |
|                    | BAEA3267 | 67       | 90    | 2                     | 8  |
| BAEA3270           | 70       | 93       | 2     | 8                     |    |
| BAEA3271           | 71       | 93       | 2     | 8                     |    |
| BAEA3275           | 75       | 97       | 2     | 8                     |    |
| BAEA3277           | 77       | 103      | 2     | 8                     |    |
| BAEA3280           | 80       | 103      | 2     | 8                     |    |

METRIC Mirror / Satin Chrome Finished

| DRIVE              | ITEM NO. | SIZE(mm) | L(mm) | Mirror / Satin Chrome Finished |     |
|--------------------|----------|----------|-------|--------------------------------|-----|
| 1/4"<br>6.35mm sq. | BAEA0804 | 4        | 25    | 30                             | 540 |
|                    | BAEA084E | 4.5      | 25    | 30                             | 540 |
|                    | BAEA0805 | 5        | 25    | 30                             | 540 |
|                    | BAEA085E | 5.5      | 25    | 30                             | 540 |
|                    | BAEA0806 | 6        | 25    | 30                             | 540 |
|                    | BAEA0807 | 7        | 25    | 30                             | 540 |
|                    | BAEA0808 | 8        | 25    | 20                             | 360 |
|                    | BAEA0809 | 9        | 25    | 20                             | 360 |
|                    | BAEA0810 | 10       | 25    | 20                             | 360 |
|                    | BAEA0811 | 11       | 25    | 10                             | 180 |
|                    | BAEA0812 | 12       | 25    | 10                             | 180 |
|                    | BAEA0813 | 13       | 25    | 10                             | 180 |
|                    | BAEA0814 | 14       | 25    | 10                             | 180 |
|                    | BAEA1206 | 6        | 28    | 15                             | 270 |
| BAEA1207           | 7        | 28       | 15    | 270                            |     |
| BAEA1208           | 8        | 28       | 15    | 270                            |     |
| BAEA1209           | 9        | 28       | 15    | 270                            |     |
| BAEA1210           | 10       | 28       | 15    | 270                            |     |
| BAEA1211           | 11       | 28       | 15    | 270                            |     |
| BAEA1212           | 12       | 28       | 15    | 270                            |     |
| BAEA1213           | 13       | 28       | 10    | 180                            |     |
| BAEA1214           | 14       | 28       | 10    | 180                            |     |
| BAEA1215           | 15       | 28       | 10    | 160                            |     |
| BAEA1216           | 16       | 30       | 10    | 160                            |     |
| BAEA1217           | 17       | 30       | 10    | 160                            |     |
| BAEA1218           | 18       | 30       | 10    | 160                            |     |
| BAEA1219           | 19       | 30       | 10    | 160                            |     |
| BAEA1220           | 20       | 30       | 10    | 160                            |     |
| BAEA1221           | 21       | 30       | 10    | 160                            |     |
| BAEA1222           | 22       | 30       | 10    | 160                            |     |
| BAEA1223           | 23       | 32       | 10    | 160                            |     |
| BAEA1224           | 24       | 30       | 10    | 160                            |     |
| 1/2"<br>12.7mm sq. | BAEA1608 | 8        | 38    | 15                             | 240 |
|                    | BAEA1609 | 9        | 38    | 15                             | 240 |
|                    | BAEA1610 | 10       | 38    | 15                             | 240 |
|                    | BAEA1611 | 11       | 38    | 15                             | 240 |
|                    | BAEA1612 | 12       | 38    | 15                             | 240 |
|                    | BAEA1613 | 13       | 38    | 15                             | 240 |
|                    | BAEA1614 | 14       | 38    | 15                             | 240 |
|                    | BAEA1615 | 15       | 38    | 15                             | 240 |
|                    | BAEA1616 | 16       | 38    | 15                             | 240 |
|                    | BAEA1617 | 17       | 38    | 10                             | 160 |
|                    | BAEA1618 | 18       | 38    | 10                             | 160 |
|                    | BAEA1619 | 19       | 38    | 10                             | 160 |
|                    | BAEA1620 | 20       | 38    | 10                             | 160 |
| BAEA1621           | 21       | 38       | 10    | 160                            |     |
| BAEA1622           | 22       | 40       | 10    | 160                            |     |
| BAEA1623           | 23       | 40       | 10    | 160                            |     |
| BAEA1624           | 24       | 40       | 10    | 100                            |     |
| BAEA1625           | 25       | 42       | 10    | 100                            |     |
| BAEA1626           | 26       | 42       | 10    | 100                            |     |
| BAEA1627           | 27       | 44       | 10    | 100                            |     |
| BAEA1628           | 28       | 44       | 10    | 100                            |     |
| BAEA1629           | 29       | 44       | 10    | 100                            |     |
| BAEA1630           | 30       | 45       | 10    | 100                            |     |
| BAEA1631           | 31       | 45       | 10    | 100                            |     |
| BAEA1632           | 32       | 45       | 10    | 100                            |     |
| BAEA1634           | 34       | 45       | 5     | 40                             |     |

## 20PCS

### 1/2" DR. 6PT Socket Set



| ITEM NO. | CONTENTS  | Satin Chrome Finished |
|----------|---|-----------------------|
| GABB2001 | 19 BAEA1608-1632<br>8, 9, 10, 11, 12, 13, 14, 15, 16, 17, 18, 19, 21, 22, 24, 27, 30, 32<br>1 CAAA1605<br>1/2" Dr. Extension Bar - 5" (L)<br>1 CJBG1627<br>1/2" Dr. 36 Teeth Reversible Ratchet Handle with Quick Release | 2 (SET)               |

## 13PCS

### 1/4" DR. 6PT Socket Rail Set



| ITEM NO. | CONTENTS                                       | Mirror / Satin Chrome Finished |
|----------|--|--------------------------------|
| GAAQ1301 | 19 BAEA0804-0814                               | 10 (SET)                       |
| GAAQ1308 | 4, 4.5, 5, 5.5, 6, 7, 8, 9, 10, 11, 12, 13, 14 |                                |

## 6PCS

### 3/8" DR. 6PT Socket Rail Set



| ITEM NO. | CONTENTS                                  | Mirror Polished |
|----------|---|-----------------|
| GAAQ0601 | 19 BAEA1208-1217<br>8, 10, 12, 13, 14, 17 | 10 (SET)        |

## 13PCS

### 3/8" DR. 6PT Socket Rail Set



| ITEM NO. | CONTENTS  | Mirror / Satin Chrome Finished |
|----------|---|--------------------------------|
| GAAQ1302 | 19 BAEA1207-1221                                | 10 (SET)                       |
| GAAQ1310 | 7, 8, 9, 10, 11, 12, 13, 14, 15, 16, 17, 19, 21 |                                |

## 11PCS

### 1/2" DR. 6PT Socket Rail Set



| ITEM NO. | CONTENTS                                   | Mirror / Satin Chrome Finished |
|----------|--|--------------------------------|
| GAAQ1104 | 11 BAEA1610-1622                           | 10 (SET)                       |
| GAAQ1103 | 10, 11, 12, 13, 14, 15, 16, 17, 19, 21, 22 |                                |

## 37PCS

### 1/4", 3/8" & 1/2" DR. 6PT Socket Rail Set



| ITEM NO. | CONTENTS  | Mirror / Satin Chrome Finished |
|----------|---|--------------------------------|
| GAAQ3702 | 19 BAEA0804-0814<br>1/4" Dr. - 4, 4.5, 5, 5.5, 6, 7, 8, 9, 10, 11, 12, 13, 14   | 5 (SET)                        |
| GAAQ3704 | 19 BAEA1207-1221<br>3/8" Dr. - 7, 8, 9, 10, 11, 12, 13, 14, 15, 16, 17, 19, 21<br>19 BAEA1610-1622<br>1/2" Dr. - 10, 11, 12, 13, 14, 15, 16, 17, 19, 21, 22 |                                |

## 10PCS

### 1/2" DR. 6PT Socket Rail Set



| ITEM NO. | CONTENTS  | Satin Chrome Finished |
|----------|---|-----------------------|
| GAAQ1007 | 19 BAEA1608-1622<br>8, 10, 12, 13, 14, 17, 19, 21, 22<br>1 AFAN1610<br>1/2" Dr. L-Handle (90° Offset) - 10" (L) | 8 (SET)               |

## 6PT Sockets

CR-V DIN3124

SAE Mirror Polished

| DRIVE              | ITEM NO. | SIZE(inch) | L(mm) | Mirror Polished |     |
|--------------------|----------|------------|-------|-----------------|-----|
| 1/4"<br>6.35mm sq. | BBEA0805 | 5/32       | 25    | 30              | 540 |
|                    | BBEA0806 | 3/16       | 25    | 30              | 540 |
|                    | BBEA0807 | 7/32       | 25    | 30              | 540 |
|                    | BBEA0808 | 1/4        | 25    | 30              | 540 |
|                    | BBEA0809 | 9/32       | 25    | 30              | 540 |
|                    | BBEA0810 | 5/16       | 25    | 20              | 360 |
|                    | BBEA0811 | 11/32      | 25    | 20              | 360 |
|                    | BBEA0812 | 3/8        | 25    | 20              | 360 |
|                    | BBEA0814 | 7/16       | 25    | 10              | 180 |
|                    | BBEA0816 | 1/2        | 25    | 10              | 180 |
|                    | BBEA0818 | 9/16       | 25    | 10              | 180 |
|                    | BBEA1208 | 1/4        | 28    | 15              | 270 |
|                    | BBEA1209 | 9/32       | 28    | 15              | 270 |
|                    | BBEA1210 | 5/16       | 28    | 15              | 270 |
| BBEA1211           | 11/32    | 28         | 15    | 270             |     |
| BBEA1212           | 3/8      | 28         | 15    | 270             |     |
| BBEA1214           | 7/16     | 28         | 15    | 270             |     |
| BBEA1216           | 1/2      | 28         | 10    | 180             |     |
| BBEA1218           | 9/16     | 28         | 10    | 180             |     |
| BBEA1219           | 19/32    | 28         | 10    | 160             |     |
| BBEA1220           | 5/8      | 30         | 10    | 160             |     |
| BBEA1222           | 11/16    | 30         | 10    | 160             |     |
| BBEA1224           | 3/4      | 30         | 10    | 160             |     |
| BBEA1225           | 25/32    | 30         | 10    | 160             |     |
| BBEA1226           | 13/16    | 30         | 10    | 160             |     |
| BBEA1228           | 7/8      | 30         | 10    | 160             |     |
| BBEA1230           | 15/16    | 30         | 10    | 160             |     |
| 3/8"<br>9.5mm sq.  | BBEA1610 | 5/16       | 38    | 15              | 240 |
|                    | BBEA1611 | 11/32      | 38    | 15              | 240 |
|                    | BBEA1612 | 3/8        | 38    | 15              | 240 |
|                    | BBEA1614 | 7/16       | 38    | 15              | 240 |
|                    | BBEA1616 | 1/2        | 38    | 15              | 240 |
|                    | BBEA1618 | 9/16       | 38    | 15              | 240 |
|                    | BBEA1619 | 19/32      | 38    | 15              | 240 |
|                    | BBEA1620 | 5/8        | 38    | 15              | 240 |
|                    | BBEA1621 | 21/32      | 38    | 10              | 160 |
|                    | BBEA1622 | 11/16      | 38    | 10              | 160 |
|                    | BBEA1624 | 3/4        | 38    | 10              | 160 |
|                    | BBEA1625 | 25/32      | 38    | 10              | 160 |
|                    | BBEA1626 | 13/16      | 38    | 10              | 160 |
|                    | BBEA1628 | 7/8        | 40    | 10              | 160 |
| BBEA1630           | 15/16    | 40         | 10    | 100             |     |
| 1/2"<br>12.7mm sq. | BBEA1632 | 1          | 42    | 10              | 100 |
|                    | BBEA1634 | 1-1/16     | 44    | 10              | 100 |
|                    | BBEA1636 | 1-1/8      | 44    | 10              | 100 |
|                    | BBEA1638 | 1-3/16     | 45    | 10              | 100 |
|                    | BBEA1640 | 1-1/4      | 45    | 10              | 100 |

# Hand Sockets, Bit Sockets & Accessories

**6PT Deep Sockets**



CR-V DIN3124

**5PCS**

1/4" DR. 6PT Deep Socket Rail Set



| ITEM NO. | CONTENTS                            | 10 (SET) |
|----------|-------------------------------------|----------|
| GAAQ0502 | 5 BAAE0806-0814<br>6, 8, 10, 12, 14 |          |

**13PCS**

1/4" DR. 6PT Deep Socket Rail Set



| ITEM NO. | CONTENTS                                       | 10 (SET) |
|----------|--|----------|
| GAAQ1304 | 13 BAAE0804-0814                               |          |
| GAAQ1309 | 4, 4.5, 5, 5.5, 6, 7, 8, 9, 10, 11, 12, 13, 14 |          |

**13PCS**

3/8" DR. 6PT Deep Socket Rail Set



| ITEM NO. | CONTENTS  | 5 (SET) |
|----------|---|---------|
| GAAQ1311 | 13 BAAE1207-1221<br>7, 8, 9, 10, 11, 12, 13, 14, 15, 16, 17, 19, 21 |         |

**11PCS**

1/2" DR. 6PT Deep Socket Rail Set



| ITEM NO. | CONTENTS   | 5 (SET) |
|----------|--|---------|
| GAAQ1106 | 11 BAAE1610-1622<br>10, 11, 12, 13, 14, 15, 16, 17, 19, 21, 22 |         |

METRIC

| DRIVE              | ITEM NO.          | SIZE(mm) | L(mm) | 20  | 360 |
|--------------------|-------------------|----------|-------|-----|-----|
| 1/4"<br>6.35mm sq. | BAAE0804          | 4        | 50    | 20  | 360 |
|                    | BAAE084E          | 4.5      | 50    | 20  | 360 |
|                    | BAAE0805          | 5        | 50    | 20  | 360 |
|                    | BAAE085E          | 5.5      | 50    | 20  | 360 |
|                    | BAAE0806          | 6        | 50    | 20  | 360 |
|                    | BAAE0807          | 7        | 50    | 20  | 360 |
|                    | BAAE0808          | 8        | 50    | 20  | 360 |
|                    | BAAE0809          | 9        | 50    | 20  | 320 |
|                    | BAAE0810          | 10       | 50    | 20  | 320 |
|                    | BAAE0811          | 11       | 50    | 20  | 320 |
|                    | BAAE0812          | 12       | 50    | 20  | 320 |
|                    | BAAE0813          | 13       | 50    | 20  | 320 |
|                    | BAAE0814          | 14       | 50    | 20  | 320 |
|                    | 3/8"<br>9.5mm sq. | BAAE1206 | 6     | 63  | 20  |
| BAAE1207           |                   | 7        | 63    | 20  | 320 |
| BAAE1208           |                   | 8        | 63    | 20  | 320 |
| BAAE1209           |                   | 9        | 63    | 10  | 160 |
| BAAE1210           |                   | 10       | 63    | 10  | 160 |
| BAAE1211           |                   | 11       | 63    | 10  | 160 |
| BAAE1212           |                   | 12       | 63    | 10  | 160 |
| BAAE1213           |                   | 13       | 63    | 10  | 160 |
| BAAE1214           |                   | 14       | 63    | 10  | 160 |
| BAAE1215           |                   | 15       | 63    | 10  | 160 |
| BAAE1216           |                   | 16       | 63    | 10  | 160 |
| BAAE1217           |                   | 17       | 63    | 10  | 100 |
| BAAE1218           |                   | 18       | 63    | 10  | 100 |
| BAAE1219           |                   | 19       | 63    | 10  | 100 |
| BAAE1220           | 20                | 63       | 10    | 100 |     |
| BAAE1221           | 21                | 63       | 10    | 100 |     |
| BAAE1222           | 22                | 63       | 10    | 100 |     |

Mirror / Satin Chrome Finished

| DRIVE              | ITEM NO. | SIZE(mm) | L(mm) | 5  | 80  |
|--------------------|----------|----------|-------|----|-----|
| 1/2"<br>12.7mm sq. | BAAE1608 | 8        | 77    | 10 | 160 |
|                    | BAAE1609 | 9        | 77    | 10 | 160 |
|                    | BAAE1610 | 10       | 77    | 10 | 160 |
|                    | BAAE1611 | 11       | 77    | 10 | 160 |
|                    | BAAE1612 | 12       | 77    | 10 | 160 |
|                    | BAAE1613 | 13       | 77    | 10 | 160 |
|                    | BAAE1614 | 14       | 77    | 10 | 160 |
|                    | BAAE1615 | 15       | 77    | 10 | 100 |
|                    | BAAE1616 | 16       | 77    | 10 | 100 |
|                    | BAAE1617 | 17       | 77    | 10 | 100 |
|                    | BAAE1618 | 18       | 77    | 10 | 100 |
|                    | BAAE1619 | 19       | 77    | 10 | 100 |
|                    | BAAE1620 | 20       | 77    | 5  | 80  |
|                    | BAAE1621 | 21       | 77    | 5  | 80  |
| BAAE1622           | 22       | 77       | 5     | 80 |     |
| BAAE1623           | 23       | 77       | 5     | 50 |     |
| BAAE1624           | 24       | 77       | 5     | 50 |     |
| BAAE1625           | 25       | 77       | 5     | 50 |     |
| BAAE1626           | 26       | 77       | 5     | 50 |     |
| BAAE1627           | 27       | 77       | 5     | 50 |     |
| BAAE1628           | 28       | 77       | 5     | 50 |     |
| BAAE1629           | 29       | 77       | 5     | 50 |     |
| BAAE1630           | 30       | 77       | 5     | 40 |     |
| BAAE1632           | 32       | 77       | 5     | 40 |     |

**37PCS**

1/4", 3/8" & 1/2" DR. 6PT Deep Socket Rail Set



| ITEM NO. | CONTENTS   | 2 (SET) |
|----------|--|---------|
| GAAQ3703 | 13 BAAE0804-0814<br>1/4" Dr. - 4, 4.5, 5, 5.5, 6, 7, 8, 9, 10, 11, 12, 13, 14<br>13 BAAE1207-1221<br>3/8" Dr. - 7, 8, 9, 10, 11, 12, 13, 14, 15, 16, 17, 19, 21<br>11 BAAE1610-1622<br>1/2" Dr. - 10, 11, 12, 13, 14, 15, 16, 17, 19, 21, 22 |         |

**6PT Deep Sockets**



SAE

| DRIVE              | ITEM NO.          | SIZE(inch) | L(mm) | 20 | 360 |     |
|--------------------|-------------------|------------|-------|----|-----|-----|
| 1/4"<br>6.35mm sq. | BBEE0805          | 5/32       | 50    | 20 | 360 |     |
|                    | BBEE0806          | 3/16       | 50    | 20 | 360 |     |
|                    | BBEE0807          | 7/32       | 50    | 20 | 360 |     |
|                    | BBEE0808          | 1/4        | 50    | 20 | 360 |     |
|                    | BBEE0809          | 9/32       | 50    | 20 | 360 |     |
|                    | BBEE0810          | 5/16       | 50    | 20 | 360 |     |
|                    | BBEE0811          | 11/32      | 50    | 20 | 320 |     |
|                    | BBEE0812          | 3/8        | 50    | 20 | 320 |     |
|                    | BBEE0814          | 7/16       | 50    | 20 | 320 |     |
|                    | BBEE0816          | 1/2        | 50    | 20 | 320 |     |
|                    | BBEE0818          | 9/16       | 50    | 20 | 320 |     |
|                    | 3/8"<br>9.5mm sq. | BBEE1208   | 1/4   | 63 | 20  | 320 |
|                    |                   | BBEE1209   | 9/32  | 63 | 20  | 320 |
|                    |                   | BBEE1211   | 11/32 | 63 | 10  | 160 |
| BBEE1215           |                   | 15/32      | 63    | 10 | 160 |     |
| 1/2"<br>12.7mm sq. |                   | BBEE1610   | 5/16  | 77 | 10  | 160 |
|                    |                   | BBEE1611   | 11/32 | 77 | 10  | 160 |
|                    |                   | BBEE1612   | 3/8   | 77 | 10  | 160 |
|                    |                   | BBEE1614   | 7/16  | 77 | 10  | 160 |
|                    |                   | BBEE1615   | 15/32 | 77 | 10  | 160 |
|                    |                   | BBEE1616   | 1/2   | 77 | 10  | 160 |
|                    |                   | BBEE1618   | 9/16  | 77 | 10  | 160 |
|                    |                   | BBEE1619   | 19/32 | 77 | 10  | 100 |
|                    |                   | BBEE1620   | 5/8   | 77 | 10  | 100 |
|                    |                   | BBEE1621   | 21/32 | 77 | 10  | 100 |
|                    | BBEE1622          | 11/16      | 77    | 10 | 100 |     |
|                    | BBEE1624          | 3/4        | 77    | 10 | 100 |     |
|                    | BBEE1625          | 25/32      | 77    | 5  | 80  |     |
|                    | BBEE1626          | 13/16      | 77    | 5  | 80  |     |
| BBEE1628           | 7/8               | 77         | 5     | 80 |     |     |
| BBEE1630           | 15/16             | 77         | 5     | 50 |     |     |
| BBEE1632           | 1                 | 77         | 5     | 50 |     |     |
| BBEE1634           | 1-1/16            | 77         | 5     | 50 |     |     |
| BBEE1636           | 1-1/8             | 77         | 5     | 50 |     |     |
| BBEE1638           | 1-3/16            | 77         | 5     | 50 |     |     |
| BBEE1640           | 1-1/4             | 77         | 5     | 50 |     |     |



**TOPTUL**  
HAND SOCKETS

# Hand Sockets, Bit Sockets & Accessories

## 12PT Sockets



| METRIC             |          | Satin Chrome Finished |       |
|--------------------|----------|-----------------------|-------|
| DRIVE              | ITEM NO. | SIZE(mm)              | L(mm) |
| 1/4"<br>6.35mm SQ. | BAEB0804 | 4                     | 25    |
|                    | BAEB084E | 4.5                   | 25    |
|                    | BAEB0805 | 5                     | 25    |
|                    | BAEB085E | 5.5                   | 25    |
|                    | BAEB0806 | 6                     | 25    |
|                    | BAEB0807 | 7                     | 25    |
|                    | BAEB0808 | 8                     | 25    |
|                    | BAEB0809 | 9                     | 25    |
|                    | BAEB0810 | 10                    | 25    |
|                    | BAEB0811 | 11                    | 25    |
|                    | BAEB0812 | 12                    | 25    |
|                    | BAEB0813 | 13                    | 25    |
| 3/8"<br>9.5mm SQ.  | BAEB1206 | 6                     | 28    |
|                    | BAEB1207 | 7                     | 28    |
|                    | BAEB1208 | 8                     | 28    |
|                    | BAEB1209 | 9                     | 28    |
|                    | BAEB1210 | 10                    | 28    |
|                    | BAEB1211 | 11                    | 28    |
|                    | BAEB1212 | 12                    | 28    |
|                    | BAEB1213 | 13                    | 28    |
|                    | BAEB1214 | 14                    | 28    |
|                    | BAEB1215 | 15                    | 28    |
|                    | BAEB1216 | 16                    | 30    |
|                    | BAEB1217 | 17                    | 30    |
| 1/2"<br>12.7mm SQ. | BAEB1611 | 11                    | 38    |
|                    | BAEB1612 | 12                    | 38    |
|                    | BAEB1613 | 13                    | 38    |
|                    | BAEB1614 | 14                    | 38    |
|                    | BAEB1615 | 15                    | 38    |
|                    | BAEB1616 | 16                    | 38    |
|                    | BAEB1617 | 17                    | 38    |
|                    | BAEB1618 | 18                    | 38    |
|                    | BAEB1619 | 19                    | 38    |
|                    | BAEB1620 | 20                    | 38    |
|                    | BAEB1621 | 21                    | 38    |
|                    | BAEB1622 | 22                    | 40    |

| Satin Chrome Finished |          |          |       |
|-----------------------|----------|----------|-------|
| DRIVE                 | ITEM NO. | SIZE(mm) | L(mm) |
| 3/4"<br>19.0mm SQ.    | BAEB2419 | 19       | 50    |
|                       | BAEB2421 | 21       | 50    |
|                       | BAEB2422 | 22       | 50    |
|                       | BAEB2423 | 23       | 50    |
|                       | BAEB2424 | 24       | 51    |
|                       | BAEB2426 | 26       | 52    |
|                       | BAEB2427 | 27       | 52    |
|                       | BAEB2428 | 28       | 52    |
|                       | BAEB2429 | 29       | 52    |
|                       | BAEB2430 | 30       | 54    |
|                       | BAEB2432 | 32       | 56    |
|                       | BAEB2433 | 33       | 56    |
|                       | BAEB2434 | 34       | 56    |
|                       | BAEB2435 | 35       | 58    |
|                       | BAEB2436 | 36       | 58    |
|                       | BAEB2438 | 38       | 60    |
|                       | BAEB2441 | 41       | 64    |
|                       | BAEB2446 | 46       | 68    |
|                       | BAEB2450 | 50       | 72    |
|                       | BAEB2455 | 55       | 76    |
|                       | BAEB2460 | 60       | 78    |
|                       | BAEB2465 | 65       | 82    |
|                       | BAEB2470 | 70       | 86    |

### 11PCS 1/2" DR. 12PT Socket Rail Set



| ITEM NO. | CONTENTS                                   |
|----------|--|
| GAAQ1101 | 11 BAEB1610-1622                           |
| GAAQ1102 | 10, 11, 12, 13, 14, 15, 16, 17, 19, 21, 22 |

### 13PCS 3/8" DR. 12PT Socket Rail Set



| ITEM NO. | CONTENTS  |
|----------|---|
| GAAQ1312 | 13 BAEB1207-1221                                |
|          | 7, 8, 9, 10, 11, 12, 13, 14, 15, 16, 17, 19, 21 |

### 10PCS 1/2" DR. 12PT Socket Rail Set



| ITEM NO. | CONTENTS                                 |
|----------|--|
| GAAG1008 | 10 BAEB1608-1622                         |
|          | 8, 10, 12, 13, 14, 17, 19, 21, 22        |
|          | 1 AFAN1610                               |
|          | 1/2" Dr. L-Handle (90° Offset) - 10" (L) |

## 12PT Sockets




| SAE                |                   | Mirror Polished |       |
|--------------------|-------------------|-----------------|-------|
| DRIVE              | ITEM NO.          | SIZE(inch)      | L(mm) |
| 1/4"<br>6.35mm SQ. | BBEB0806          | 3/16            | 25    |
|                    | BBEB0807          | 7/32            | 25    |
|                    | BBEB0808          | 1/4             | 25    |
|                    | BBEB0809          | 9/32            | 25    |
|                    | BBEB0810          | 5/16            | 25    |
|                    | BBEB0811          | 11/32           | 25    |
|                    | BBEB0812          | 3/8             | 25    |
|                    | BBEB0814          | 7/16            | 25    |
|                    | BBEB0816          | 1/2             | 25    |
|                    | BBEB0818          | 9/16            | 25    |
|                    | BBEB1208          | 1/4             | 28    |
|                    | 3/8"<br>9.5mm SQ. | BBEB1210        | 5/16  |
| BBEB1211           |                   | 11/32           | 28    |
| BBEB1212           |                   | 3/8             | 28    |
| BBEB1214           |                   | 7/16            | 28    |
| BBEB1216           |                   | 1/2             | 28    |
| BBEB1218           |                   | 9/16            | 28    |
| BBEB1219           |                   | 19/32           | 28    |
| BBEB1220           |                   | 5/8             | 30    |
| BBEB1222           |                   | 11/16           | 30    |
| BBEB1224           |                   | 3/4             | 30    |
| BBEB1226           |                   | 13/16           | 30    |
| BBEB1228           |                   | 7/8             | 30    |
| 1/2"<br>12.7mm SQ. | BBEB1610          | 5/16            | 38    |
|                    | BBEB1612          | 3/8             | 38    |
|                    | BBEB1614          | 7/16            | 38    |
|                    | BBEB1616          | 1/2             | 38    |
|                    | BBEB1618          | 9/16            | 38    |
|                    | BBEB1619          | 19/32           | 38    |
|                    | BBEB1620          | 5/8             | 38    |
|                    | BBEB1622          | 11/16           | 38    |
|                    | BBEB1624          | 3/4             | 38    |
|                    | BBEB1625          | 25/32           | 38    |
|                    | BBEB1626          | 13/16           | 38    |
|                    | BBEB1628          | 7/8             | 40    |
| 3/4"<br>19.0mm SQ. | BBEB1630          | 15/16           | 40    |
|                    | BBEB1632          | 1               | 42    |
|                    | BBEB1634          | 1-1/16          | 44    |
|                    | BBEB1636          | 1-1/8           | 44    |
|                    | BBEB1638          | 1-3/16          | 45    |
|                    | BBEB1640          | 1-1/4           | 45    |
|                    | BBEB2424          | 3/4             | 50    |
|                    | BBEB2426          | 13/16           | 50    |
|                    | BBEB2428          | 7/8             | 50    |
|                    | BBEB2430          | 15/16           | 51    |
|                    | BBEB2432          | 1               | 52    |
|                    | BBEB2434          | 1-1/16          | 52    |
| BBEB2436           | 1-1/8             | 52              |       |
| BBEB2438           | 1-3/16            | 54              |       |
| BBEB2440           | 1-1/4             | 56              |       |
| BBEB2442           | 1-5/16            | 56              |       |
| BBEB2444           | 1-3/8             | 58              |       |
| BBEB2446           | 1-7/16            | 58              |       |
| BBEB2448           | 1-1/2             | 60              |       |
| BBEB2452           | 1-5/8             | 64              |       |
| BBEB2454           | 1-11/16           | 64              |       |
| BBEB2456           | 1-3/4             | 66              |       |
| BBEB2460           | 1-7/8             | 70              |       |
| BBEB2464           | 2                 | 72              |       |

### 11PCS 1/2" DR. 12PT Socket Rail Set



### 13PCS 3/8" DR. 12PT Socket Rail Set



| ITEM NO. | CONTENTS   |
|----------|--|
| GBAQ1102 | 11 BBEB1612-1632   |
|          | 3/8", 7/16", 1/2", 9/16", 5/8", 11/16", 3/4", 13/16", 7/8", 15/16", 1" |

| ITEM NO. | CONTENTS  |
|----------|---|
| GBAQ1301 | 13 BBEB1208-1228  |
|          | 1/4", 5/16", 11/32", 3/8", 7/16", 1/2", 9/16", 19/32", 5/8", 11/16", 3/4", 13/16", 7/8" |



**TOPTUL**  
HAND SOCKETS & ACCESSORIES

# Hand Sockets, Bit Sockets & Accessories

**12PT Deep Sockets**

CR-V DIN3124



**12PT Deep Sockets**

CR-V DIN3124



| METRIC             |                    | Satin Chrome Finished |       |
|--------------------|--------------------|-----------------------|-------|
| DRIVE              | ITEM NO.           | SIZE(mm)              | L(mm) |
| 1/4"<br>6.35mm sq. | BAEF0806           | 6                     | 20    |
|                    | BAEF0807           | 7                     | 20    |
|                    | BAEF0808           | 8                     | 20    |
|                    | BAEF0809           | 9                     | 20    |
|                    | BAEF0810           | 10                    | 20    |
|                    | BAEF0811           | 11                    | 20    |
|                    | BAEF0812           | 12                    | 20    |
|                    | BAEF0813           | 13                    | 20    |
|                    | BAEF1206           | 6                     | 63    |
|                    | BAEF1207           | 7                     | 63    |
|                    | BAEF1208           | 8                     | 63    |
|                    | BAEF1209           | 9                     | 63    |
|                    | BAEF1210           | 10                    | 63    |
| 3/8"<br>9.5mm sq.  | BAEF1211           | 11                    | 63    |
|                    | BAEF1212           | 12                    | 63    |
|                    | BAEF1213           | 13                    | 63    |
|                    | BAEF1214           | 14                    | 63    |
|                    | BAEF1215           | 15                    | 63    |
|                    | BAEF1216           | 16                    | 63    |
|                    | BAEF1217           | 17                    | 63    |
|                    | BAEF1218           | 18                    | 63    |
|                    | BAEF1219           | 19                    | 63    |
|                    | BAEF1220           | 20                    | 63    |
|                    | BAEF1221           | 21                    | 63    |
|                    | BAEF1222           | 22                    | 63    |
|                    | 1/2"<br>12.7mm sq. | BAEF1608              | 8     |
| BAEF1609           |                    | 9                     | 77    |
| BAEF1610           |                    | 10                    | 77    |
| BAEF1611           |                    | 11                    | 77    |
| BAEF1612           |                    | 12                    | 77    |
| BAEF1613           |                    | 13                    | 77    |
| BAEF1614           |                    | 14                    | 77    |
| BAEF1615           |                    | 15                    | 77    |
| BAEF1616           |                    | 16                    | 77    |
| BAEF1617           |                    | 17                    | 77    |
| BAEF1618           |                    | 18                    | 77    |
| BAEF1619           |                    | 19                    | 77    |
| BAEF1620           |                    | 20                    | 77    |
| BAEF1621           | 21                 | 77                    |       |
| BAEF1622           | 22                 | 77                    |       |
| BAEF1623           | 23                 | 77                    |       |
| BAEF1624           | 24                 | 77                    |       |
| BAEF1626           | 26                 | 77                    |       |
| BAEF1627           | 27                 | 77                    |       |
| BAEF1628           | 28                 | 77                    |       |
| BAEF1629           | 29                 | 77                    |       |
| BAEF1630           | 30                 | 77                    |       |
| BAEF1632           | 32                 | 77                    |       |

| SAE                |                   | Mirror Polished |       |
|--------------------|-------------------|-----------------|-------|
| DRIVE              | ITEM NO.          | SIZE(inch)      | L(mm) |
| 1/4"<br>6.35mm sq. | BBEF0806          | 3/16            | 50    |
|                    | BBEF0807          | 7/32            | 50    |
|                    | BBEF0808          | 1/4             | 50    |
|                    | BBEF0809          | 9/32            | 50    |
|                    | BBEF0810          | 5/16            | 50    |
|                    | BBEF0811          | 11/32           | 50    |
|                    | BBEF0812          | 3/8             | 50    |
|                    | BBEF0814          | 7/16            | 50    |
|                    | BBEF0816          | 1/2             | 50    |
|                    | BBEF0818          | 9/16            | 50    |
|                    | BBEF1208          | 1/4             | 63    |
|                    | BBEF1210          | 5/16            | 63    |
|                    | 3/8"<br>9.5mm sq. | BBEF1212        | 3/8   |
| BBEF1214           |                   | 7/16            | 63    |
| BBEF1216           |                   | 1/2             | 63    |
| BBEF1218           |                   | 9/16            | 63    |
| BBEF1220           |                   | 5/8             | 63    |
| BBEF1222           |                   | 11/16           | 63    |
| BBEF1224           |                   | 3/4             | 63    |
| BBEF1226           |                   | 13/16           | 63    |
| BBEF1228           |                   | 7/8             | 63    |

**10PCS**  
1/4" DR. 12PT Deep Socket Rail Set



| ITEM NO. | CONTENTS   |
|----------|--|
| GBAR1001 | 10 BBEF0806-0818<br>3/16", 7/32", 1/4", 9/32", 5/16", 11/32", 3/8", 7/16", 1/2", 9/16" |

**11PCS**  
3/8" DR. 12PT Deep Socket Rail Set



| ITEM NO. | CONTENTS  |
|----------|---|
| GBAQ1101 | 11 BBEF1208-1228<br>1/4", 5/16", 3/8", 7/16", 1/2", 9/16", 5/8", 11/16", 3/4", 13/16", 7/8" |

**11PCS**  
1/2" DR. 12PT Deep Socket Rail Set



| ITEM NO. | CONTENTS   |
|----------|--|
| GAAQ1105 | 11 BAEF1610-1622<br>10, 11, 12, 13, 14, 15, 16, 17, 19, 21, 22 |

**13PCS**  
3/8" DR. 12PT Deep Socket Rail Set



| ITEM NO. | CONTENTS  |
|----------|---|
| GAAQ1313 | 13 BAEF1207-1221<br>7, 8, 9, 10, 11, 12, 13, 14, 15, 16, 17, 19, 21 |

**Star Sockets**

CR-V DIN3120



| Satin Chrome Finished |          |      |       |
|-----------------------|----------|------|-------|
| DRIVE                 | ITEM NO. | SIZE | L(mm) |
| 1/4"<br>6.35mm sq.    | BAED0804 | E4   | 25    |
|                       | BAED0805 | E5   | 25    |
|                       | BAED0806 | E6   | 25    |
|                       | BAED0807 | E7   | 25    |
|                       | BAED0808 | E8   | 25    |
|                       | BAED0810 | E10  | 25    |
|                       | BAED1208 | E8   | 28    |
|                       | BAED1210 | E10  | 28    |
|                       | BAED1211 | E11  | 28    |
|                       | BAED1212 | E12  | 28    |
|                       | BAED1214 | E14  | 28    |
|                       | BAED1216 | E16  | 28    |
|                       | BAED1220 | E20  | 28    |
| 3/8"<br>9.5mm sq.     | BAED1610 | E10  | 38    |
|                       | BAED1611 | E11  | 38    |
|                       | BAED1612 | E12  | 38    |
|                       | BAED1614 | E14  | 38    |
|                       | BAED1616 | E16  | 38    |
|                       | BAED1618 | E18  | 38    |
|                       | BAED1620 | E20  | 38    |
|                       | BAED1622 | E22  | 38    |
|                       | BAED1624 | E24  | 38    |

**8PCS**  
3/8" DR. Star Socket Rail Set



| ITEM NO. | CONTENTS   |
|----------|--|
| GAAG0802 | 8 BAED1208-1220<br>E8, E10, E11, E12, E14, E16, E18, E20 |

**7PCS**  
1/2" DR. Star Socket Rail Set



| ITEM NO. | CONTENTS   |
|----------|--|
| GAAG0704 | 7 BAED1610-1624<br>E10, E12, E14, E16, E18, E20, E24 |

**9PCS**  
1/2" DR. Star Socket Rail Set



| ITEM NO. | CONTENTS   |
|----------|--|
| GAAG0901 | 9 BAED1610-1624<br>E10, E11, E12, E14, E16, E18, E20, E22, E24 |

**14PCS**  
1/4", 3/8" & 1/2" DR. Star Socket Rail Set



| ITEM NO. | CONTENTS   |
|----------|--|
| GAAR1402 | 14 BAED0804-0808<br>1/4" Dr. - E4, E5, E6, E7, E8<br>3/8" Dr. - E10, E11, E12, E14<br>1/2" Dr. - E16, E18, E20, E22, E24 |

**Deep Star Sockets**

CR-V DIN3120



| Satin Chrome Finished |          |      |       |
|-----------------------|----------|------|-------|
| DRIVE                 | ITEM NO. | SIZE | L(mm) |
| 1/2"<br>12.7mm sq.    | BAEH1610 | E10  | 77    |
|                       | BAEH1612 | E12  | 77    |
|                       | BAEH1614 | E14  | 77    |
|                       | BAEH1616 | E16  | 77    |
|                       | BAEH1618 | E18  | 77    |
|                       | BAEH1620 | E20  | 77    |

# Hand Sockets, Bit Sockets & Accessories

## 1/2" DR. Damaged Bolt Remover Sockets

- Made of Chrome Molybdenum Alloy Steel
- For easy removal of rounded-off, rusted tight or painted-over bolts and nuts

CR-MO DIN3120



- A unique, reverse spiral flute design provides a positive grip to remove rounded or damaged bolts and nuts

| METRIC |          | Black Phosphate Finished |       |    |     |
|--------|----------|--------------------------|-------|----|-----|
| DRIVE  | ITEM NO. | SIZE(mm)                 | L(mm) |    |     |
| 1/2"   | BAAK1610 | 10                       | 34    | 20 | 320 |
|        | BAAK1611 | 11                       | 34    | 20 | 320 |
|        | BAAK1612 | 12                       | 34    | 20 | 320 |
|        | BAAK1613 | 13                       | 34    | 20 | 320 |
|        | BAAK1614 | 14                       | 34    | 15 | 240 |
|        | BAAK1615 | 15                       | 34    | 15 | 240 |
|        | BAAK1616 | 16                       | 34    | 15 | 240 |
|        | BAAK1617 | 17                       | 34    | 15 | 240 |
|        | BAAK1618 | 18                       | 34    | 10 | 160 |
|        | BAAK1619 | 19                       | 34    | 10 | 160 |

## 9PCS

1/2" DR. Damaged Bolt Remover Socket Rail Set



Black Phosphate Finished

| ITEM NO. | CONTENTS   |    |       |
|----------|--|----|-------|
| GAAG0903 | BAAK1610-1619<br>10, 11, 12, 13, 14, 15, 16, 17, 19 mm | 10 | (SET) |



**TOPTUL**  
Flexible Universal Sockets

## 3/8" DR. Flexible Universal Sockets

CR-V ANSI / ASME 107.1 DIN3124



| Satin Chrome Finished |          |       |    |     |  |
|-----------------------|----------|-------|----|-----|--|
| ITEM NO.              | SIZE(mm) | L(mm) |    |     |  |
| BAAL1210              | 10       | 50    | 10 | 160 |  |
| BAAL1211              | 11       | 51    | 10 | 160 |  |
| BAAL1212              | 12       | 51    | 10 | 160 |  |
| BAAL1213              | 13       | 52    | 10 | 160 |  |
| BAAL1214              | 14       | 52    | 10 | 160 |  |
| BAAL1215              | 15       | 55    | 10 | 160 |  |
| BAAL1216              | 16       | 55    | 10 | 160 |  |
| BAAL1217              | 17       | 56    | 10 | 100 |  |
| BAAL1218              | 18       | 56    | 10 | 100 |  |
| BAAL1219              | 19       | 58    | 10 | 100 |  |

| Satin Chrome Finished |            |       |    |     |  |
|-----------------------|------------|-------|----|-----|--|
| ITEM NO.              | SIZE(inch) | L(mm) |    |     |  |
| BBAL1212              | 3/8        | 50    | 10 | 160 |  |
| BBAL1214              | 7/16       | 51    | 10 | 160 |  |
| BBAL1216              | 1/2        | 52    | 10 | 160 |  |
| BBAL1218              | 9/16       | 52    | 10 | 160 |  |
| BBAL1220              | 5/8        | 55    | 10 | 160 |  |
| BBAL1222              | 11/16      | 56    | 10 | 100 |  |
| BBAL1224              | 3/4        | 58    | 10 | 100 |  |

## 10PCS

3/8" DR. Flexible Universal Socket Rail Set



Satin Chrome Finished

| ITEM NO. | CONTENTS   |    |       |
|----------|--|----|-------|
| GAAG1004 | BAAL1210-1219<br>10, 11, 12, 13, 14, 15, 16, 17, 18, 19 mm | 10 | (SET) |

## 7PCS

3/8" DR. Flexible Universal Socket Rail Set



Satin Chrome Finished

| ITEM NO. | CONTENTS  |    |       |
|----------|---|----|-------|
| GBAG0701 | BBAL1212-1224<br>3/8", 7/16", 1/2", 9/16", 5/8", 11/16", 3/4" | 15 | (SET) |

## Adapter

CR-V DIN3123



Mirror / Satin Chrome Finished

| ITEM NO. | DRIVE            | L(mm) |    |     |
|----------|------------------|-------|----|-----|
| CAEA0812 | 1/4"(F)x 3/8"(M) | 26    | 20 | 360 |
| CAEA1208 | 3/8"(F)x 1/4"(M) | 25    | 20 | 360 |
| CAEA1216 | 3/8"(F)x 1/2"(M) | 36    | 10 | 180 |
| CAEA1612 | 1/2"(F)x 3/8"(M) | 36    | 10 | 180 |

## Adapter

CR-V DIN3123



Satin Chrome Finished

| ITEM NO. | DRIVE            | L(mm) |    |     |
|----------|------------------|-------|----|-----|
| CAEB0812 | 1/4"(F)x 3/8"(M) | 26    | 20 | 360 |
| CAEB1208 | 3/8"(F)x 1/4"(M) | 25    | 20 | 360 |

| ITEM NO. | DRIVE            | L(mm) |    |     |
|----------|------------------|-------|----|-----|
| CAEB1612 | 1/2"(F)x 3/8"(M) | 36    | 10 | 180 |

## 3-Way Adapter

CR-V DIN 3123



Mirror / Satin Chrome Finished

| ITEM NO. | DRIVE                    | L(mm) |    |     |
|----------|--------------------------|-------|----|-----|
| CAGA1208 | 3/8"(F)x 1/4"(M)x 8.8mm  | 28    | 10 | 160 |
| CAGA1216 | 3/8"(F)x 1/2"(M)x 17.2mm | 44    | 10 | 160 |
| CAGA1612 | 1/2"(F)x 3/8"(M)x 12.7mm | 40    | 10 | 160 |

| ITEM NO. | DRIVE              | L(mm) |   |    |
|----------|--------------------|-------|---|----|
| CAGA3232 | 1"(F)x 1"(M)x 34mm | 74    | 5 | 40 |

## 1/4" DR. Finger Ratchet & Bit Driver

- Palm control design
- 3 position, reversible ratchet mechanism: Forward / Lock / Reverse
- High torque performance: 350 kgf-cm
- 36 teeth gear action
- Internal retaining clip hold bit securely in place
- Contoured grip for comfort and power
- Designed to use in confined spaces
- Material: Anodized Aluminum Color Grip



| DRIVE       | ITEM NO. | L(mm) |    |    |
|-------------|----------|-------|----|----|
| 1/4" x 1/4" | CAUA0808 | 33.5  | 10 | 80 |

## Magnetic Socket Pick-Up

CR-V DIN3120



Satin Chrome Finished

| DRIVE | ITEM NO. | L(mm) |    |     |
|-------|----------|-------|----|-----|
| 1/4"  | CAEE0820 | 20    | 30 | 540 |

## Super-Torque Universal Joint

CR-V DIN3123



Satin Chrome Finished

| DRIVE | ITEM NO. | L(mm) |    |     |
|-------|----------|-------|----|-----|
| 1/4"  | CAHK0840 | 35    | 10 | 180 |
| 3/8"  | CAHK1254 | 52    | 10 | 160 |
| 1/2"  | CAHK1678 | 68    | 10 | 100 |

## Universal Joint

CR-V DIN3123



Mirror / Satin Chrome Finished

| DRIVE | ITEM NO. | L(mm) |    |     |
|-------|----------|-------|----|-----|
| 1/4"  | CAHA0840 | 39    | 10 | 180 |
| 3/8"  | CAHA1254 | 54    | 10 | 160 |
| 1/2"  | CAHA1678 | 71    | 10 | 100 |

| DRIVE | ITEM NO. | L(mm) |   |    |
|-------|----------|-------|---|----|
| 3/4"  | CAHA24A0 | 111   | 5 | 40 |

## Ratchet Unit

CR-MO DIN 3120



72 Gears / Satin Chrome Finished

| DRIVE | ITEM NO. | L(mm) |    |    |
|-------|----------|-------|----|----|
| 3/8"  | CAQA1255 | 56    | 10 | 80 |
| 1/2"  | CAQA1660 | 60    | 10 | 80 |

# Hand Sockets, Bit Sockets & Accessories

## Spark Plug Sockets

CR-V DIN3120



| DRIVE | ITEM NO. Dual | SIZE(mm) | L(mm) | ⚙️ | 📦   |
|-------|---------------|----------|-------|----|-----|
| 3/8"  | BAAR1216      | 16       | 65    | 10 | 160 |
|       | BAAR1218      | 18       | 64    | 10 | 80  |
|       | BAAR1221      | 21       | 67    | 10 | 80  |
| 1/2"  | BAAR1616      | 16       | 65    | 10 | 160 |
|       | BAAR1621      | 21       | 67    | 10 | 80  |

Dual Finished

| DRIVE | ITEM NO. Dual | SIZE(inch) | L(mm) | ⚙️ | 📦  |
|-------|---------------|------------|-------|----|----|
| 1/2"  | BBAR1626      | 13/16      | 67    | 10 | 80 |

## Magnetic Spark Plug Sockets

CR-V DIN3120



• Magnetic

| DRIVE | ITEM NO. Dual | SIZE(mm) | L(mm) | ⚙️ | 📦   |
|-------|---------------|----------|-------|----|-----|
| 3/8"  | BAAT1216      | 16       | 65    | 10 | 160 |
|       | BAAT1221      | 21       | 67    | 10 | 80  |
|       | BAAT1616      | 16       | 65    | 10 | 160 |
| 1/2"  | BAAT1621      | 21       | 67    | 10 | 80  |

Dual Finished

## 3/8" DR. Spark Plug Socket (Leaf Spring)

CR-V DIN 3120



• Special leaf spring design to retain/clip the spark plug

| DRIVE | ITEM NO. Satin | SIZE(mm) | L(mm) | ⚙️ | 📦   |
|-------|----------------|----------|-------|----|-----|
| 3/8"  | BAAX1214       | 14       | 63    | 10 | 160 |

Satin Finished

## 1/2" DR. Spark Plug Socket (Thin Wall)

CR-V DIN 3120



| DRIVE | ITEM NO. Dual | SIZE(mm) | L(mm) | ⚙️ | 📦   |
|-------|---------------|----------|-------|----|-----|
| 1/2"  | BAAU1616      | 16       | 65    | 10 | 160 |

Dual Finished

## 1/2" DR. Magnetic Spark Plug Socket

CR-V DIN 3120



• Magnetic

| DRIVE | ITEM NO. Dual | SIZE(mm) | L(mm) | ⚙️ | 📦   |
|-------|---------------|----------|-------|----|-----|
| 1/2"  | BAAT1614      | 14       | 77    | 10 | 160 |

Dual Finished

## 1/2" DR. Magnetic Spark Plug Socket (Thin Wall)

CR-V DIN 3120



• Magnetic

| DRIVE | ITEM NO. Dual | SIZE(mm) | L(mm) | ⚙️ | 📦   |
|-------|---------------|----------|-------|----|-----|
| 1/2"  | BAAV1616      | 16       | 65    | 10 | 160 |

Dual Finished

## 1/2" DR. Stud Puller Sockets

CR-V DIN 3120



| DRIVE            | ITEM NO. Dual | SIZE(mm) | L(mm) | ⚙️ | 📦   |
|------------------|---------------|----------|-------|----|-----|
| 1/2"<br>(12.7mm) | BAAM1606      | 6        | 60    | 10 | 160 |
|                  | BAAM1608      | 8        | 60    | 10 | 160 |
|                  | BAAM1610      | 10       | 69    | 10 | 80  |
|                  | BAAM1612      | 12       | 69    | 10 | 80  |

Dual Finished

## 4PCS 1/2" DR. Stud Puller Socket Set



| ITEM NO. Dual | CONTENTS   | 📦        |
|---------------|--|----------|
| GAAI0401      | 4 BAAM1606-1612<br>1/2" Dr. Stud Puller Sockets<br>6, 8, 10, 12 mm | 10 (SET) |

Dual Finished

BLOW CASE: W210 x D110 x H40 (mm)

## Magnetic Aluminum Socket Rail


- Portable socket holder
- Anodized aluminum rail construction
- Super strong magnet for solid placement
- Holds both standard and deep sockets
- Removable fasteners



| ITEM NO.   | DRIVE | Fastener | L(mm) | ⚙️ | 📦  |
|------------|-------|----------|-------|----|----|
| PBKB2R2414 | 1/4"  | 14 pcs   | 240   | 6  | 72 |
| PBKB3R2412 | 3/8"  | 12 pcs   | 240   | 6  | 72 |

## Magnetic Aluminum Socket Rail

- Portable socket holder
- Anodized aluminum rail construction
- Super strong magnet for solid placement
- Holds both standard and deep sockets
- 360° rotatable fasteners



| ITEM NO.    | DRIVE | Fastener | L(mm) | ⚙️ | 📦  |
|-------------|-------|----------|-------|----|----|
| PBKB2B26143 | 1/4"  | 14 pcs   | 260   | 6  | 60 |
| PBKB3B26123 | 3/8"  | 12 pcs   | 260   | 6  | 60 |
| PBKB4B26103 | 1/2"  | 10 pcs   | 260   | 6  | 60 |

137 Hand Sockets, Bit Sockets & Accessories



**TOPTUL**  
STANDARD, LONG & EXTRA LONG BIT SOCKETS

Standard



Hex Bit Sockets

CR-V+S2 DIN 7422

Hex Bit Sockets

CR-V+S2 DIN 7422

METRIC Mirror Polished

| DRIVE              | ITEM NO.   | SIZE(mm) | L(mm) | ⊕  | ⊕   |
|--------------------|------------|----------|-------|----|-----|
| 1/4"<br>6.35mm sq. | BCDA082E12 | 2.5      | 37    | 30 | 540 |
|                    | BCDA080312 | 3        | 37    | 30 | 540 |
|                    | BCDA080412 | 4        | 37    | 30 | 540 |
|                    | BCDA080512 | 5        | 37    | 30 | 540 |
|                    | BCDA080712 | 7        | 37    | 30 | 540 |
|                    | BCDA080812 | 8        | 37    | 30 | 540 |
|                    | BCDA120312 | 3        | 48    | 10 | 180 |
|                    | BCDA120412 | 4        | 48    | 10 | 180 |
| 3/8"<br>9.5mm sq.  | BCDA120512 | 5        | 48    | 10 | 180 |
|                    | BCDA120612 | 6        | 48    | 10 | 180 |
|                    | BCDA120712 | 7        | 48    | 10 | 180 |
|                    | BCDA120812 | 8        | 48    | 10 | 180 |
| 1/2"<br>12.7mm sq. | BCDA160612 | 6        | 55    | 15 | 240 |
|                    | BCDA160712 | 7        | 55    | 15 | 240 |
|                    | BCDA161012 | 10       | 55    | 10 | 160 |
|                    | BCDA161912 | 19       | 55    | 10 | 100 |

SAE Mirror Polished

| DRIVE              | ITEM NO.   | SIZE(inch) | L(mm) | ⊕  | ⊕   |
|--------------------|------------|------------|-------|----|-----|
| 1/4"<br>6.35mm sq. | BDDA080412 | 1/8        | 37    | 30 | 540 |
|                    | BDDA080512 | 5/32       | 37    | 30 | 540 |
|                    | BDDA080612 | 3/16       | 37    | 30 | 540 |
|                    | BDDA080712 | 7/32       | 37    | 30 | 540 |
|                    | BDDA080812 | 1/4        | 37    | 30 | 540 |
|                    | BDDA120512 | 5/32       | 48    | 10 | 180 |
|                    | BDDA120612 | 3/16       | 48    | 10 | 180 |
|                    | BDDA120712 | 7/32       | 48    | 10 | 180 |
| 3/8"<br>9.5mm sq.  | BDDA120812 | 1/4        | 48    | 10 | 180 |
|                    | BDDA121012 | 5/16       | 48    | 10 | 180 |
|                    | BDDA121212 | 3/8        | 48    | 10 | 180 |
|                    | BDDA160812 | 1/4        | 55    | 15 | 240 |
| 1/2"<br>12.7mm sq. | BDDA161012 | 5/16       | 55    | 15 | 240 |
|                    | BDDA161212 | 3/8        | 55    | 10 | 160 |
|                    | BDDA161412 | 7/16       | 55    | 10 | 160 |
|                    | BDDA161612 | 1/2        | 55    | 10 | 100 |
|                    | BDDA161812 | 9/16       | 55    | 10 | 100 |
|                    | BDDA162012 | 5/8        | 55    | 10 | 100 |
|                    | BDDA162412 | 3/4        | 55    | 10 | 100 |

METRIC Satin Chrome Finished

| DRIVE              | ITEM NO.    | SIZE(mm) | L(mm) | ⊕  | ⊕   |
|--------------------|-------------|----------|-------|----|-----|
| 1/4"<br>6.35mm sq. | BCDA082E52  | 2.5      | 37    | 30 | 540 |
|                    | BCDA080352  | 3        | 37    | 30 | 540 |
|                    | BCDA080452  | 4        | 37    | 30 | 540 |
|                    | BCDA080552  | 5        | 37    | 30 | 540 |
|                    | BCDA0805E52 | 5.5      | 37    | 30 | 540 |
|                    | BCDA080652  | 6        | 37    | 30 | 540 |
|                    | BCDA0806E52 | 6.5      | 37    | 30 | 540 |
|                    | BCDA080752  | 7        | 37    | 30 | 540 |
|                    | BCDA080852  | 8        | 37    | 30 | 540 |
|                    | BCDA120352  | 3        | 48    | 10 | 180 |
| 3/8"<br>9.5mm sq.  | BCDA120452  | 4        | 48    | 10 | 180 |
|                    | BCDA120552  | 5        | 48    | 10 | 180 |
|                    | BCDA120652  | 6        | 48    | 10 | 180 |
|                    | BCDA120752  | 7        | 48    | 10 | 180 |
|                    | BCDA120852  | 8        | 48    | 10 | 180 |
|                    | BCDA121052  | 10       | 48    | 10 | 180 |
| 1/2"<br>12.7mm sq. | BCDA160452  | 4        | 55    | 15 | 240 |
|                    | BCDA160552  | 5        | 55    | 15 | 240 |
|                    | BCDA160652  | 6        | 55    | 15 | 240 |
|                    | BCDA160752  | 7        | 55    | 15 | 240 |
|                    | BCDA160852  | 8        | 55    | 15 | 240 |
|                    | BCDA161052  | 10       | 55    | 10 | 160 |
|                    | BCDA161252  | 12       | 55    | 10 | 160 |
|                    | BCDA161452  | 14       | 55    | 10 | 100 |
|                    | BCDA161752  | 17       | 55    | 10 | 100 |
|                    | BCDA161952  | 19       | 55    | 10 | 100 |

SAE Satin Chrome Finished

| DRIVE              | ITEM NO.   | SIZE(inch) | L(mm) | ⊕  | ⊕   |
|--------------------|------------|------------|-------|----|-----|
| 1/4"<br>6.35mm sq. | BDDA080452 | 1/8        | 37    | 30 | 540 |
|                    | BDDA080552 | 5/32       | 37    | 30 | 540 |
|                    | BDDA080652 | 3/16       | 37    | 30 | 540 |
|                    | BDDA080752 | 7/32       | 37    | 30 | 540 |
|                    | BDDA080852 | 1/4        | 37    | 30 | 540 |
|                    | BDDA120452 | 1/8        | 48    | 10 | 180 |
|                    | BDDA120552 | 5/32       | 48    | 10 | 180 |
|                    | BDDA120652 | 3/16       | 48    | 10 | 180 |
|                    | BDDA120752 | 7/32       | 48    | 10 | 180 |
|                    | BDDA120852 | 1/4        | 48    | 10 | 180 |
| 1/2"<br>12.7mm sq. | BDDA121052 | 5/16       | 48    | 10 | 180 |
|                    | BDDA121252 | 3/8        | 48    | 10 | 180 |
|                    | BDDA160852 | 1/4        | 55    | 15 | 240 |
|                    | BDDA161052 | 5/16       | 55    | 15 | 240 |
|                    | BDDA161252 | 3/8        | 55    | 10 | 160 |
|                    | BDDA161452 | 7/16       | 55    | 10 | 160 |
|                    | BDDA161652 | 1/2        | 55    | 10 | 100 |
|                    | BDDA161852 | 9/16       | 55    | 10 | 100 |
|                    | BDDA162052 | 5/8        | 55    | 10 | 100 |
|                    | BDDA162452 | 3/4        | 55    | 10 | 100 |

# Hand Sockets, Bit Sockets & Accessories

## Standard

### Phillips Bit Sockets

CR-V+S2 DIN ISO 8764-1



| DRIVE              | ITEM NO.   | SIZE | L(mm) | ⊕  | ⊗   | Mirror Polished |
|--------------------|------------|------|-------|----|-----|-----------------|
| 1/4"<br>6.35mm sq. | BCAA08P012 | PH0  | 37    | 30 | 540 |                 |
|                    | BCAA08P312 | PH3  | 37    | 30 | 540 |                 |
|                    | BCAA08P412 | PH4  | 37    | 30 | 540 |                 |
|                    | BCAA12P112 | PH1  | 48    | 10 | 180 |                 |
| 3/8"<br>9.5mm sq.  | BCAA12P212 | PH2  | 48    | 10 | 180 |                 |
|                    | BCAA12P312 | PH3  | 48    | 10 | 180 |                 |
| 1/2"<br>12.7mm sq. | BCAA16P312 | PH3  | 55    | 10 | 160 |                 |
|                    | BCAA16P412 | PH4  | 55    | 10 | 160 |                 |

### Phillips Bit Sockets

CR-V+S2 DIN ISO 8764-1



| DRIVE              | ITEM NO.   | SIZE | L(mm) | ⊕  | ⊗   | Satin Chrome Finished |
|--------------------|------------|------|-------|----|-----|-----------------------|
| 1/4"<br>6.35mm sq. | BCAA08P052 | PH0  | 37    | 30 | 540 |                       |
|                    | BCAA08P152 | PH1  | 37    | 30 | 540 |                       |
|                    | BCAA08P252 | PH2  | 37    | 30 | 540 |                       |
|                    | BCAA08P352 | PH3  | 37    | 30 | 540 |                       |
| 3/8"<br>9.5mm sq.  | BCAA08P452 | PH4  | 37    | 30 | 540 |                       |
|                    | BCAA12P152 | PH1  | 48    | 10 | 180 |                       |
|                    | BCAA12P252 | PH2  | 48    | 10 | 180 |                       |
|                    | BCAA12P352 | PH3  | 48    | 10 | 180 |                       |
| 1/2"<br>12.7mm sq. | BCAA12P452 | PH4  | 48    | 10 | 180 |                       |
|                    | BCAA16P252 | PH2  | 55    | 10 | 160 |                       |
|                    | BCAA16P352 | PH3  | 55    | 10 | 160 |                       |
|                    | BCAA16P452 | PH4  | 55    | 10 | 160 |                       |

### Slotted Bit Sockets

CR-V+S2 DIN ISO 2380-1



| DRIVE              | ITEM NO.    | SIZE(mm) | L(mm) | ⊕  | ⊗   | Mirror Polished |
|--------------------|-------------|----------|-------|----|-----|-----------------|
| 1/4"<br>6.35mm sq. | BCCA080312  | 0.5x3    | 37    | 30 | 540 |                 |
|                    | BCCA080412  | 0.5x4    | 37    | 30 | 540 |                 |
|                    | BCCA0804E12 | 0.6x4.5  | 37    | 30 | 540 |                 |
|                    | BCCA080812  | 1.2x8    | 37    | 30 | 540 |                 |
| 3/8"<br>9.5mm sq.  | BCCA120812  | 1.2x8    | 48    | 10 | 180 |                 |
|                    | BCCA121012  | 1.6x10   | 48    | 10 | 180 |                 |
| 1/2"<br>12.7mm sq. | BCCA160812  | 1.2x8    | 55    | 10 | 160 |                 |
|                    | BCCA161012  | 1.6x10   | 55    | 10 | 160 |                 |
|                    | BCCA161212  | 2.0x12   | 55    | 10 | 160 |                 |
|                    | BCCA161412  | 2.5x14   | 55    | 10 | 160 |                 |
|                    | BCCA161612  | 2.5x16   | 55    | 10 | 160 |                 |

### Slotted Bit Sockets

CR-V+S2 DIN ISO 2380-1



| DRIVE              | ITEM NO.    | SIZE(mm) | L(mm) | ⊕  | ⊗   | Satin Chrome Finished |
|--------------------|-------------|----------|-------|----|-----|-----------------------|
| 1/4"<br>6.35mm sq. | BCCA080352  | 0.5x3    | 37    | 30 | 540 |                       |
|                    | BCCA080452  | 0.5x4    | 37    | 30 | 540 |                       |
|                    | BCCA0804E52 | 0.6x4.5  | 37    | 30 | 540 |                       |
|                    | BCCA080552  | 1.0x5.5  | 37    | 30 | 540 |                       |
| 3/8"<br>9.5mm sq.  | BCCA080652  | 1.0x6    | 37    | 30 | 540 |                       |
|                    | BCCA0806E52 | 1.2x6.5  | 37    | 30 | 540 |                       |
|                    | BCCA080752  | 1.2x7    | 37    | 30 | 540 |                       |
|                    | BCCA080852  | 1.2x8    | 37    | 30 | 540 |                       |
| 1/2"<br>12.7mm sq. | BCCA120852  | 1.0x5.5  | 48    | 10 | 180 |                       |
|                    | BCCA1208E52 | 1.2x6.5  | 48    | 10 | 180 |                       |
|                    | BCCA120852  | 1.2x8    | 48    | 10 | 180 |                       |
|                    | BCCA121052  | 1.6x10   | 48    | 10 | 180 |                       |
| 1/2"<br>12.7mm sq. | BCCA160852  | 1.2x8    | 55    | 10 | 160 |                       |
|                    | BCCA161052  | 1.6x10   | 55    | 10 | 160 |                       |
|                    | BCCA161252  | 2.0x12   | 55    | 10 | 160 |                       |
|                    | BCCA161452  | 2.5x14   | 55    | 10 | 160 |                       |
|                    | BCCA161652  | 2.5x16   | 55    | 10 | 160 |                       |

### Pozi Bit Sockets

CR-V+S2 DIN ISO 8764-1



| DRIVE              | ITEM NO.   | SIZE | L(mm) | ⊕  | ⊗   | Mirror Polished |
|--------------------|------------|------|-------|----|-----|-----------------|
| 1/4"<br>6.35mm sq. | BCBA08P012 | PZ0  | 37    | 30 | 540 |                 |
|                    | BCBA08P112 | PZ1  | 37    | 30 | 540 |                 |
|                    | BCBA08P212 | PZ2  | 37    | 30 | 540 |                 |
|                    | BCBA08P312 | PZ3  | 37    | 30 | 540 |                 |
| 3/8"<br>9.5mm sq.  | BCBA12P112 | PZ1  | 48    | 10 | 180 |                 |
|                    | BCBA12P212 | PZ2  | 48    | 10 | 180 |                 |
|                    | BCBA12P312 | PZ3  | 48    | 10 | 180 |                 |
|                    | BCBA12P412 | PZ4  | 48    | 10 | 180 |                 |

### Pozi Bit Sockets

CR-V+S2 DIN ISO 8764-1



| DRIVE              | ITEM NO.   | SIZE | L(mm) | ⊕  | ⊗   | Satin Chrome Finished |
|--------------------|------------|------|-------|----|-----|-----------------------|
| 1/4"<br>6.35mm sq. | BCBA08P052 | PZ0  | 37    | 30 | 540 |                       |
|                    | BCBA08P152 | PZ1  | 37    | 30 | 540 |                       |
|                    | BCBA08P252 | PZ2  | 37    | 30 | 540 |                       |
|                    | BCBA08P352 | PZ3  | 37    | 30 | 540 |                       |
| 3/8"<br>9.5mm sq.  | BCBA08P452 | PZ4  | 37    | 30 | 540 |                       |
|                    | BCBA12P152 | PZ1  | 48    | 10 | 180 |                       |
|                    | BCBA12P252 | PZ2  | 48    | 10 | 180 |                       |
|                    | BCBA12P352 | PZ3  | 48    | 10 | 180 |                       |
|                    | BCBA12P452 | PZ4  | 48    | 10 | 180 |                       |

### Star Bit Sockets

CR-V+S2



| DRIVE              | ITEM NO.   | SIZE | L(mm) | ⊕  | ⊗   | Mirror Polished |
|--------------------|------------|------|-------|----|-----|-----------------|
| 1/4"<br>6.35mm sq. | BCFA080812 | T8   | 37    | 30 | 540 |                 |
|                    | BCFA081012 | T10  | 37    | 30 | 540 |                 |
|                    | BCFA081512 | T15  | 37    | 30 | 540 |                 |
|                    | BCFA082512 | T25  | 37    | 30 | 540 |                 |
|                    | BCFA083012 | T30  | 37    | 30 | 540 |                 |
| 3/8"<br>9.5mm sq.  | BCFA122712 | T27  | 48    | 10 | 180 |                 |
|                    | BCFA162512 | T25  | 55    | 10 | 160 |                 |
| 1/2"<br>12.7mm sq. | BCFA165512 | T55  | 55    | 10 | 160 |                 |

### Star Bit Sockets

CR-V+S2



| DRIVE              | ITEM NO.   | SIZE | L(mm) | ⊕  | ⊗   | Satin Chrome Finished |
|--------------------|------------|------|-------|----|-----|-----------------------|
| 1/4"<br>6.35mm sq. | BCFA080852 | T8   | 37    | 30 | 540 |                       |
|                    | BCFA080952 | T9   | 37    | 30 | 540 |                       |
|                    | BCFA081052 | T10  | 37    | 30 | 540 |                       |
|                    | BCFA081552 | T15  | 37    | 30 | 540 |                       |
|                    | BCFA082052 | T20  | 37    | 30 | 540 |                       |
|                    | BCFA082552 | T25  | 37    | 30 | 540 |                       |
|                    | BCFA082752 | T27  | 37    | 30 | 540 |                       |
|                    | BCFA083052 | T30  | 37    | 30 | 540 |                       |
|                    | BCFA083552 | T35  | 37    | 30 | 540 |                       |
|                    | BCFA084052 | T40  | 37    | 20 | 360 |                       |
|                    | BCFA121552 | T15  | 48    | 10 | 180 |                       |
| 3/8"<br>9.5mm sq.  | BCFA122052 | T20  | 48    | 10 | 180 |                       |
|                    | BCFA122552 | T25  | 48    | 10 | 180 |                       |
|                    | BCFA122752 | T27  | 48    | 10 | 180 |                       |
|                    | BCFA123052 | T30  | 48    | 10 | 180 |                       |
|                    | BCFA124052 | T40  | 48    | 10 | 180 |                       |
| 1/2"<br>12.7mm sq. | BCFA124552 | T45  | 48    | 10 | 180 |                       |
|                    | BCFA125052 | T50  | 48    | 10 | 180 |                       |
|                    | BCFA125552 | T55  | 48    | 10 | 180 |                       |
|                    | BCFA162052 | T20  | 55    | 10 | 160 |                       |
|                    | BCFA162552 | T25  | 55    | 10 | 160 |                       |
|                    | BCFA162752 | T27  | 55    | 10 | 160 |                       |
|                    | BCFA163052 | T30  | 55    | 10 | 160 |                       |
|                    | BCFA164052 | T40  | 55    | 10 | 160 |                       |
|                    | BCFA164552 | T45  | 55    | 10 | 160 |                       |
|                    | BCFA165052 | T50  | 55    | 10 | 160 |                       |
|                    | BCFA165552 | T55  | 55    | 10 | 160 |                       |
|                    | BCFA166052 | T60  | 55    | 10 | 160 |                       |
|                    | BCFA167052 | T70  | 55    | 10 | 160 |                       |

### Star Tamperproof Bit Sockets

CR-V+S2



| DRIVE              | ITEM NO.          | SIZE     | L(mm) | ⊕  | ⊗   | Satin Chrome Finished |  |
|--------------------|-------------------|----------|-------|----|-----|-----------------------|--|
| 1/4"<br>6.35mm sq. | BCLA0808          | T8       | 37    | 30 | 360 |                       |  |
|                    | BCLA0809          | T9       | 37    | 30 | 360 |                       |  |
|                    | BCLA0810          | T10      | 37    | 30 | 360 |                       |  |
|                    | BCLA0815          | T15      | 37    | 30 | 360 |                       |  |
|                    | BCLA0820          | T20      | 37    | 30 | 360 |                       |  |
|                    | BCLA0825          | T25      | 37    | 30 | 360 |                       |  |
|                    | BCLA0827          | T27      | 37    | 30 | 360 |                       |  |
|                    | BCLA0830          | T30      | 37    | 30 | 360 |                       |  |
|                    | BCLA0835          | T35      | 37    | 30 | 360 |                       |  |
|                    | BCLA0840          | T40      | 37    | 30 | 360 |                       |  |
|                    | 3/8"<br>9.5mm sq. | BCLA1240 | T40   | 48 | 10  | 180                   |  |
|                    |                   | BCLA1245 | T45   | 48 | 10  | 180                   |  |
| BCLA1250           |                   | T50      | 48    | 10 | 180 |                       |  |
| 1/2"<br>12.7mm sq. | BCLA1620          | T20      | 55    | 10 | 160 |                       |  |
|                    | BCLA1625          | T25      | 55    | 10 | 160 |                       |  |
|                    | BCLA1627          | T27      | 55    | 10 | 160 |                       |  |
|                    | BCLA1630          | T30      | 55    | 10 | 160 |                       |  |
|                    | BCLA1640          | T40      | 55    | 10 | 160 |                       |  |
|                    | BCLA1645          | T45      | 55    | 10 | 160 |                       |  |
|                    | BCLA1650          | T50      | 55    | 10 | 160 |                       |  |
|                    | BCLA1655          | T55      | 55    | 10 | 160 |                       |  |
|                    | BCLA1660          | T60      | 55    | 10 | 160 |                       |  |



**TOPTUL**  
STANDARD BIT SOCKETS

Hand Sockets, Bit Sockets & Accessories



# Hand Sockets, Bit Sockets & Accessories

**Standard**

**Standard**

□ Spline Bit Sockets

CR-V+S2 DIN 2324




| DRIVE | ITEM NO.   | SIZE | L(mm) | Mirror Polished |
|-------|------------|------|-------|-----------------|
| 1/2"  | BCHA161212 | M12  | 55    | 15 240          |

12.7mm sq.

□ Pentacle Bit Sockets

CR-V+S2



| DRIVE | ITEM NO. | SIZE | L(mm) | Satin Chrome Finished |
|-------|----------|------|-------|-----------------------|
| 1/4"  | BCNA0808 | T8   | 37    | 30 360                |
| 1/4"  | BCNA0810 | T10  | 37    | 30 360                |
| 1/4"  | BCNA0815 | T15  | 37    | 30 360                |
| 1/4"  | BCNA0820 | T20  | 37    | 30 360                |
| 1/4"  | BCNA0825 | T25  | 37    | 30 360                |
| 1/4"  | BCNA0827 | T27  | 37    | 30 360                |
| 1/4"  | BCNA0830 | T30  | 37    | 30 360                |
| 1/4"  | BCNA0840 | T40  | 37    | 30 360                |
| 1/2"  | BCNA1620 | T20  | 55    | 10 160                |
| 1/2"  | BCNA1625 | T25  | 55    | 10 160                |
| 1/2"  | BCNA1627 | T27  | 55    | 10 160                |
| 1/2"  | BCNA1630 | T30  | 55    | 10 160                |
| 1/2"  | BCNA1640 | T40  | 55    | 10 160                |
| 1/2"  | BCNA1645 | T45  | 55    | 10 160                |
| 1/2"  | BCNA1650 | T50  | 55    | 10 160                |
| 1/2"  | BCNA1655 | T55  | 55    | 10 160                |

6.35mm sq.

12.7mm sq.

**TOPTUL**  
Standard Bit Sockets

□ Spline Bit Sockets

CR-V+S2 DIN 2324




| DRIVE | ITEM NO.   | SIZE | L(mm) | Satin Chrome Finished |
|-------|------------|------|-------|-----------------------|
| 3/8"  | BCHA120552 | M5   | 48    | 10 180                |
| 3/8"  | BCHA120652 | M6   | 48    | 10 180                |
| 3/8"  | BCHA120852 | M8   | 48    | 10 180                |
| 3/8"  | BCHA121052 | M10  | 48    | 10 180                |
| 1/2"  | BCHA160552 | M5   | 55    | 15 240                |
| 1/2"  | BCHA160652 | M6   | 55    | 15 240                |
| 1/2"  | BCHA160852 | M8   | 55    | 15 240                |
| 1/2"  | BCHA161052 | M10  | 55    | 15 240                |
| 1/2"  | BCHA161252 | M12  | 55    | 15 240                |
| 1/2"  | BCHA161452 | M14  | 55    | 10 100                |
| 1/2"  | BCHA161652 | M16  | 55    | 10 100                |

9.5mm sq.

12.7mm sq.

□ Ribe Bit Sockets


CR-V+S2



| DRIVE | ITEM NO. | SIZE | L(mm) | Satin Chrome Finished |
|-------|----------|------|-------|-----------------------|
| 1/2"  | BCQA1605 | M5   | 55    | 15 240                |
| 1/2"  | BCQA1606 | M6   | 55    | 15 240                |
| 1/2"  | BCQA1607 | M7   | 55    | 15 240                |
| 1/2"  | BCQA1608 | M8   | 55    | 15 240                |
| 1/2"  | BCQA1609 | M9   | 55    | 15 240                |
| 1/2"  | BCQA1610 | M10  | 55    | 15 240                |
| 1/2"  | BCQA1612 | M12  | 55    | 15 240                |
| 1/2"  | BCQA1613 | M13  | 55    | 10 100                |
| 1/2"  | BCQA1614 | M14  | 55    | 10 100                |
| 1/2"  | BCQA1616 | M16  | 55    | 10 100                |


12.7mm sq.

□ 7PCS 1/4" DR. Bit Socket Rail Set

| ITEM NO. | CONTENTS   | Satin Chrome Finished |
|----------|--|-----------------------|
| GAAQ0701 | 3 BCAA08P1-08P3<br>1/4" Dr. Phillips Bit Sockets (37mmL)<br>PH1, PH2, PH3<br>3 BCCA0804-086E<br>1/4" Dr. Slotted Bit Sockets (37mmL)<br>4, 5.5, 6.5<br>1 CAAA0802<br>1/4" Dr. Extension Bar - 2" (L) | 10 (SET)              |

□ 7PCS 3/8" DR. Hex Bit Socket Rail Set



| ITEM NO. | CONTENTS   | Satin Chrome Finished |
|----------|--|-----------------------|
| GAAG0702 | 7 BCDA1203-1210<br>3/8" Dr. Hex Bit Sockets (48mmL)<br>3, 4, 5, 6, 7, 8, 10 mm | 15 (SET)              |

□ 7PCS 3/8" DR. Hex Bit Socket Rail Set




| ITEM NO. | CONTENTS  | Satin Chrome Finished |
|----------|---|-----------------------|
| GBAG0702 | 7 BDDA1204-1212<br>3/8" Dr. Hex Bit Sockets (48mmL)<br>1/8", 5/32", 3/16", 7/32", 1/4", 5/16", 3/8" | 10 (SET)              |

□ 10PCS 1/2" DR. Hex Bit Socket Rail Set



| ITEM NO. | CONTENTS   | Satin Chrome Finished |
|----------|--|-----------------------|
| GAAG1005 | 10 BCDA1604-1619<br>1/2" Dr. Hex Bit Sockets (55mmL)<br>4, 5, 6, 7, 8, 10, 12, 14, 17, 19 mm | 10 (SET)              |

□ 8PCS 1/2" DR. Hex Bit Socket Rail Set



| ITEM NO. | CONTENTS   | Satin Chrome Finished |
|----------|--|-----------------------|
| GBAG0801 | 8 BDDA1608-1624<br>1/2" Dr. Hex Bit Sockets (55mmL)<br>1/4", 5/16", 3/8", 7/16", 1/2", 9/16", 5/8", 3/4" | 10 (SET)              |

□ 5PCS 1/2" DR. Spline Bit Socket Rail Set



| ITEM NO. | CONTENTS   | Satin Chrome Finished |
|----------|--|-----------------------|
| GAAG0501 | 5 BCHA1605-1612<br>1/2" Dr. Spline Bit Sockets (55mmL)<br>M5, M6, M8, M10, M12 | 15 (SET)              |

□ 7PCS 1/2" DR. Spline Bit Socket Rail Set



| ITEM NO. | CONTENTS   | Satin Chrome Finished |
|----------|--|-----------------------|
| GAAG0703 | 7 BCHA1605-1616<br>1/2" Dr. Spline Bit Sockets (55mmL)<br>M5, M6, M8, M10, M12, M14, M16 | 8 (SET)               |

# Hand Sockets, Bit Sockets & Accessories

**Standard**

**8PCS**  
1/4" DR. Star Bit Socket Rail Set



Satin Chrome Finished

| ITEM NO. | CONTENTS  |
|----------|---|
| GAAG0808 | BCFA0808-0840<br>1/4" Dr. Star Bit Sockets (37mmL)<br>T8, T10, T15, T20, T25, T27, T30, T40 |

**8PCS**  
3/8" DR. Star Bit Socket Rail Set



Satin Chrome Finished

| ITEM NO. | CONTENTS   |
|----------|--|
| GAAG0804 | BCFA1215-1250<br>3/8" Dr. Star Bit Sockets (48mmL)<br>T15, T20, T25, T27, T30, T40, T45, T50 |

**5PCS**  
1/2" DR. Star Bit Socket Rail Set



Satin Chrome Finished

| ITEM NO. | CONTENTS  |
|----------|---|
| GAAG0502 | BCFA1640-1660<br>1/2" Dr. Star Bit Sockets (55mmL)<br>T40, T45, T50, T55, T60 |

**10PCS**  
1/2" DR. Star Bit Socket Rail Set



Satin Chrome Finished

| ITEM NO. | CONTENTS   |
|----------|--|
| GAAG1006 | BCFA1620-1670<br>1/2" Dr. Star Bit Sockets (55mmL)<br>T20, T25, T27, T30, T40, T45, T50, T55, T60, T70 |

**10PCS**  
1/4" & 3/8" DR. Star Bit Socket Rail Set



Satin Chrome Finished

| ITEM NO. | CONTENTS   |
|----------|--|
| GAAG1009 | BCFA0810-0830<br>1/4" Dr. Star Bit Sockets (37mmL)<br>T10, T15, T20, T25, T27, T30<br>BCFA1240-1255<br>3/8" Dr. Star Bit Sockets (48mmL)<br>T40, T45, T50, T55 |

**12PCS**  
1/4" & 1/2" DR. Star Bit Socket Rail Set



Satin Chrome Finished

| ITEM NO. | CONTENTS   |
|----------|--|
| GAAG1202 | BCFA0810-0840<br>1/4" Dr. Star Bit Sockets (37mmL)<br>T10, T15, T20, T25, T27, T30, T40<br>BCFA1645-1670<br>1/2" Dr. Star Bit Sockets (55mmL)<br>T45, T50, T55, T60, T70 |

**Standard**

**12PCS**  
1/4", 3/8" & 1/2" DR. Star Bit Socket Rail Set



Satin Chrome Finished

| ITEM NO. | CONTENTS  |
|----------|---|
| GAAG1201 | BCFA0808-0815<br>1/4" Dr. Star Bit Sockets (37mmL)<br>T8, T10, T15<br>BCFA1220-1230<br>3/8" Dr. Star Bit Sockets (48mmL)<br>T20, T25, T27, T30<br>BCFA1640-1660<br>1/2" Dr. Star Bit Sockets (55mmL)<br>T40, T45, T50, T55, T60 |

**10PCS**  
1/2" DR. Ribe Bit Socket Rail Set



Satin Chrome Finished

| ITEM NO. | CONTENTS  |
|----------|---|
| GAAG1002 | BCQA1605-1616<br>1/2" Dr. Ribe Bit Sockets (55mmL)<br>M5, M6, M7, M8, M9, M10, M12, M13, M14, M16 |

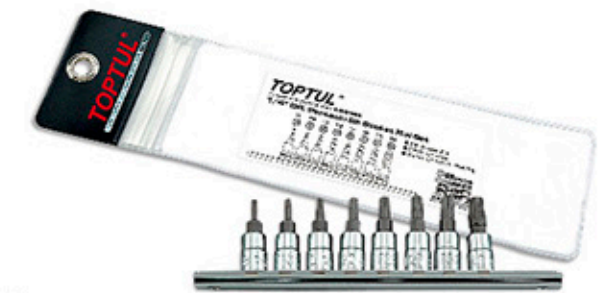
**8PCS**  
1/4" DR. Star Tamperproof Bit Socket Rail Set



Satin Chrome Finished

| ITEM NO. | CONTENTS  |
|----------|---|
| GAAG0809 | BCLA0808-0840<br>1/4" Dr. Star Tamperproof Bit Sockets (37mmL)<br>T8, T10, T15, T20, T25, T27, T30, T40 |

**8PCS**  
1/4" DR. Pentacle Bit Socket Rail Set



Satin Chrome Finished

| ITEM NO. | CONTENTS  |
|----------|---|
| GAAG0805 | BCNA0808-0840<br>1/4" Dr. Pentacle Bit Sockets (37mmL)<br>T8, T10, T15, T20, T25, T27, T30, T40 |

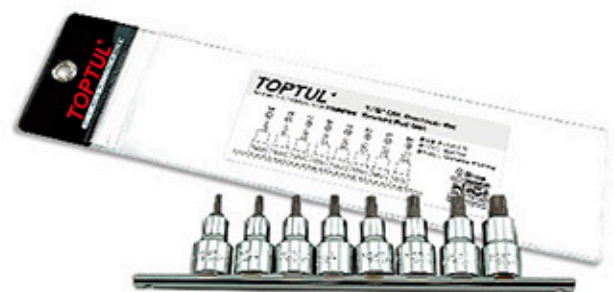
**9PCS**  
1/2" DR. Star Tamperproof Bit Socket Rail Set



Satin Chrome Finished

| ITEM NO. | CONTENTS  |
|----------|---|
| GAAG0904 | BCLA1620-1660<br>1/2" Dr. Star Tamperproof Bit Sockets (55mmL)<br>T20, T25, T27, T30, T40, T45, T50, T55, T60 |

**8PCS**  
1/2" DR. Pentacle Bit Socket Rail Set



Satin Chrome Finished

| ITEM NO. | CONTENTS   |
|----------|--|
| GAAG0806 | BCNA1620-1655<br>1/2" Dr. Pentacle Bit Sockets (55mmL)<br>T20, T25, T27, T30, T40, T45, T50, T55 |

# Hand Sockets, Bit Sockets & Accessories

Long

Long

**Hex Bit Sockets**

CR-V+S2 DIN 7422



| DRIVE              | ITEM NO. | SIZE(mm) | L(mm) | Satin Chrome Finished |     |
|--------------------|----------|----------|-------|-----------------------|-----|
|                    | Satin    |          |       | 🔧                     | 📦   |
| 1/2"<br>12.7mm sq. | BCWA1604 | 4        | 80    | 20                    | 160 |
|                    | BCWA1605 | 5        | 80    | 20                    | 160 |
|                    | BCWA1606 | 6        | 80    | 20                    | 160 |
|                    | BCWA1607 | 7        | 80    | 20                    | 160 |
|                    | BCWA1608 | 8        | 80    | 20                    | 160 |
|                    | BCWA1610 | 10       | 80    | 20                    | 160 |
|                    | BCWA1612 | 12       | 80    | 20                    | 160 |
|                    | BCWA1614 | 14       | 80    | 20                    | 160 |
|                    | BCWA1617 | 17       | 80    | 15                    | 120 |

**Spline Bit Sockets**

CR-V+S2 DIN 2324



| DRIVE              | ITEM NO. | SIZE | L(mm) | Satin Chrome Finished |     |
|--------------------|----------|------|-------|-----------------------|-----|
|                    | Satin    |      |       | 🔧                     | 📦   |
| 1/2"<br>12.7mm sq. | BCJA1606 | M6   | 100   | 10                    | 160 |
|                    | BCJA1608 | M8   | 100   | 10                    | 160 |
|                    | BCJA1609 | M9   | 100   | 10                    | 160 |
|                    | BCJA169E | M9.5 | 100   | 10                    | 160 |
|                    | BCJA1610 | M10  | 100   | 10                    | 160 |
|                    | BCJA1612 | M12  | 100   | 10                    | 160 |

**Star Bit Sockets**

CR-V+S2



| DRIVE              | ITEM NO. | SIZE | L(mm) | Satin Chrome Finished |     |
|--------------------|----------|------|-------|-----------------------|-----|
|                    | Satin    |      |       | 🔧                     | 📦   |
| 1/2"<br>12.7mm sq. | BCXA1620 | T20  | 80    | 20                    | 160 |
|                    | BCXA1625 | T25  | 80    | 20                    | 160 |
|                    | BCXA1627 | T27  | 80    | 20                    | 160 |
|                    | BCXA1630 | T30  | 80    | 20                    | 160 |
|                    | BCXA1640 | T40  | 80    | 20                    | 160 |
|                    | BCXA1645 | T45  | 80    | 20                    | 160 |
|                    | BCXA1650 | T50  | 80    | 20                    | 160 |
|                    | BCXA1655 | T55  | 80    | 20                    | 160 |
| BCXA1660           | T60      | 80   | 20    | 160                   |     |

**Spline Bit Sockets**

CR-V+S2



| DRIVE              | ITEM NO. | SIZE | L(mm) | Satin Chrome Finished |     |
|--------------------|----------|------|-------|-----------------------|-----|
|                    | Satin    |      |       | 🔧                     | 📦   |
| 1/2"<br>12.7mm sq. | BCJD1610 | M10  | 100   | 10                    | 160 |
|                    | BCJD1612 | M12  | 100   | 10                    | 160 |
|                    | BCJD1614 | M14  | 100   | 5                     | 80  |

**Pentacle Bit Sockets**

CR-V+S2



| DRIVE              | ITEM NO. | SIZE | L(mm) | Satin Chrome Finished |     |
|--------------------|----------|------|-------|-----------------------|-----|
|                    | Satin    |      |       | 🔧                     | 📦   |
| 1/2"<br>12.7mm sq. | BCOA1620 | T20  | 100   | 10                    | 160 |
|                    | BCOA1625 | T25  | 100   | 10                    | 160 |
|                    | BCOA1627 | T27  | 100   | 10                    | 160 |
|                    | BCOA1630 | T30  | 100   | 10                    | 160 |
|                    | BCOA1640 | T40  | 100   | 10                    | 160 |
|                    | BCOA1645 | T45  | 100   | 10                    | 160 |
|                    | BCOA1650 | T50  | 100   | 10                    | 160 |
|                    | BCOA1655 | T55  | 100   | 10                    | 160 |

**Ribe Bit Sockets**

CR-V+S2



| DRIVE              | ITEM NO. | SIZE | L(mm) | Satin Chrome Finished |     |
|--------------------|----------|------|-------|-----------------------|-----|
|                    | Satin    |      |       | 🔧                     | 📦   |
| 1/2"<br>12.7mm sq. | BCRA1605 | M5   | 100   | 10                    | 160 |
|                    | BCRA1606 | M6   | 100   | 10                    | 160 |
|                    | BCRA1607 | M7   | 100   | 10                    | 160 |
|                    | BCRA1608 | M8   | 100   | 10                    | 160 |
|                    | BCRA1609 | M9   | 100   | 10                    | 160 |
|                    | BCRA1610 | M10  | 100   | 10                    | 160 |
|                    | BCRA1612 | M12  | 100   | 10                    | 160 |
|                    | BCRA1613 | M13  | 100   | 10                    | 160 |
|                    | BCRA1614 | M14  | 100   | 10                    | 160 |
|                    | BCRA1616 | M16  | 100   | 10                    | 100 |

**Hex Bit Sockets**

CR-V+S2 DIN 7422



| DRIVE              | ITEM NO. | SIZE(mm) | L(mm) | Mirror Polished |     |
|--------------------|----------|----------|-------|-----------------|-----|
|                    | Mirror   |          |       | 🔧               | 📦   |
| 1/2"<br>12.7mm sq. | BCIA1607 | 7        | 100   | 10              | 160 |

**Hex Bit Sockets**

CR-V+S2 DIN 7422



| DRIVE              | ITEM NO. | SIZE(mm) | L(mm) | Satin Chrome Finished |     |
|--------------------|----------|----------|-------|-----------------------|-----|
|                    | Satin    |          |       | 🔧                     | 📦   |
| 1/2"<br>12.7mm sq. | BCEA1605 | 5        | 100   | 10                    | 160 |
|                    | BCEA1606 | 6        | 100   | 10                    | 160 |
|                    | BCEA1607 | 7        | 100   | 10                    | 160 |
|                    | BCEA1608 | 8        | 100   | 10                    | 160 |

**Ball Point Bit Sockets**

CR-V+S2



| DRIVE              | ITEM NO. | SIZE(mm) | L(mm) | Satin Chrome Finished |     |
|--------------------|----------|----------|-------|-----------------------|-----|
|                    | Satin    |          |       | 🔧                     | 📦   |
| 1/2"<br>12.7mm sq. | BCPA1605 | 5        | 100   | 10                    | 160 |
|                    | BCPA1606 | 6        | 100   | 10                    | 160 |
|                    | BCPA1607 | 7        | 100   | 10                    | 160 |
|                    | BCPA1608 | 8        | 100   | 10                    | 160 |
|                    | BCPA1610 | 10       | 100   | 10                    | 160 |

**Star Bit Sockets**

CR-V+S2



| DRIVE              | ITEM NO. | SIZE | L(mm) | Satin Chrome Finished |     |
|--------------------|----------|------|-------|-----------------------|-----|
|                    | Satin    |      |       | 🔧                     | 📦   |
| 1/2"<br>12.7mm sq. | BCGA1640 | T40  | 120   | 10                    | 100 |
|                    | BCGA1645 | T45  | 120   | 10                    | 100 |

**Star Tamperproof Bit Sockets**

CR-V+S2



| DRIVE              | ITEM NO.   | SIZE | L(mm) | Mirror Polished |     |
|--------------------|------------|------|-------|-----------------|-----|
|                    | Mirror     |      |       | 🔧               | 📦   |
| 1/2"<br>12.7mm sq. | BCKA164012 | T40  | 120   | 10              | 100 |
|                    | BCKA164512 | T45  | 120   | 10              | 100 |
|                    | BCKA165012 | T50  | 120   | 10              | 100 |

**Star Tamperproof Bit Sockets**

CR-V+S2



| DRIVE              | ITEM NO.   | SIZE | L(mm) | Satin Chrome Finished |     |
|--------------------|------------|------|-------|-----------------------|-----|
|                    | Satin      |      |       | 🔧                     | 📦   |
| 1/2"<br>12.7mm sq. | BCKA164052 | T40  | 120   | 10                    | 100 |
|                    | BCKA164552 | T45  | 120   | 10                    | 100 |
|                    | BCKA165052 | T50  | 120   | 10                    | 100 |

**9PCS 1/2" DR. Long Hex Bit Socket Rail Set**




| ITEM NO. | CONTENTS   | Satin Chrome Finished |
|----------|--|-----------------------|
| Satin    |  | 🔧 10 (SET)            |
| GAAG0902 | BCWA1604~1617<br>1/2" Dr. Long Hex Bit Sockets (80mmL)<br>4, 5, 6, 7, 8, 10, 12, 14, 17 mm |                       |

**8PCS 1/2" DR. Long Pentacle Bit Socket Rail Set**



| ITEM NO. | CONTENTS   | Satin Chrome Finished |
|----------|--|-----------------------|
| Satin    |  | 🔧 10 (SET)            |
| GAAG0807 | BCOA1620~1655<br>1/2" Dr. Long Pentacle Bit Sockets (100mmL)<br>T20, T25, T27, T30, T40, T45, T50, T55 |                       |

**10PCS 1/2" DR. Long Ribe Bit Socket Rail Set**



| ITEM NO. | CONTENTS  | Satin Chrome Finished |
|----------|---|-----------------------|
| Satin    |   | 🔧 8 (SET)             |
| GAAG1003 | BCRA1605~1616<br>1/2" Dr. Long Ribe Bit Sockets (100mmL)<br>M5, M6, M7, M8, M9, M10, M12, M13, M14, M16 |                       |

# Hand Sockets, Bit Sockets & Accessories

## Extra Long

### Hex Bit Sockets

CR-V+S2 DIN 7422



| DRIVE              | ITEM NO.   | SIZE(mm) | L(mm) | Hand | Box |
|--------------------|------------|----------|-------|------|-----|
| 1/2"<br>12.7mm sq. | BCIA160612 | 6        | 140   | 10   | 100 |
|                    | BCIA161212 | 12       | 140   | 10   | 100 |

### Star Bit Sockets


CR-V+S2



| DRIVE              | ITEM NO. | SIZE | L(mm) | Hand | Box |
|--------------------|----------|------|-------|------|-----|
| 1/2"<br>12.7mm sq. | BCUA1655 | T55  | 140   | 10   | 100 |
|                    | BCUA1670 | T70  | 140   | 10   | 100 |

### Hex Bit Sockets

CR-V+S2 DIN 7422



| DRIVE              | ITEM NO.   | SIZE(mm) | L(mm) | Hand | Box |
|--------------------|------------|----------|-------|------|-----|
| 1/2"<br>12.7mm sq. | BCIA160652 | 6        | 140   | 10   | 100 |
|                    | BCIA161052 | 10       | 140   | 10   | 100 |
|                    | BCIA161252 | 12       | 140   | 10   | 100 |

### Star Tamperproof Bit Sockets

CR-V+S2



| DRIVE              | ITEM NO. | SIZE | L(mm) | Hand | Box |
|--------------------|----------|------|-------|------|-----|
| 1/2"<br>12.7mm sq. | BCVA1655 | T55  | 140   | 10   | 100 |
|                    | BCVA1660 | T60  | 140   | 10   | 100 |

### Hex Bit Sockets

CR-V+S2 DIN 7422



| DRIVE              | ITEM NO. | SIZE(mm) | L(mm) | Hand | Box |
|--------------------|----------|----------|-------|------|-----|
| 1/2"<br>12.7mm sq. | BCIA1605 | 5        | 180   | 10   | 100 |

### Ball Point Bit Sockets

CR-V+S2



| DRIVE              | ITEM NO. | SIZE(mm) | L(mm) | Hand | Box |
|--------------------|----------|----------|-------|------|-----|
| 1/2"<br>12.7mm sq. | BCSA1605 | 5        | 140   | 10   | 100 |
|                    | BCSA1606 | 6        | 140   | 10   | 100 |
|                    | BCSA1608 | 8        | 140   | 10   | 100 |
|                    | BCSA1610 | 10       | 140   | 10   | 100 |

### Hex Bit Sockets

CR-V+S2 DIN 7422



| DRIVE              | ITEM NO. | SIZE(mm) | L(mm) | Hand | Box |
|--------------------|----------|----------|-------|------|-----|
| 1/2"<br>12.7mm sq. | BCTA1605 | 5        | 180   | 10   | 100 |

### Spline Bit Sockets

CR-V+S2



| DRIVE              | ITEM NO. | SIZE | L(mm) | Hand | Box |
|--------------------|----------|------|-------|------|-----|
| 1/2"<br>12.7mm sq. | BCMD1610 | M10  | 140   | 10   | 100 |
|                    | BCMD1612 | M12  | 140   | 10   | 100 |
|                    | BCMD1614 | M14  | 140   | 5    | 50  |



**19.5 MM SHORT LENGTH**  
**12.9 MM DIAMETER**

## One-Piece Stubby Bit Sockets

- Made of high quality SNCM+V Alloy Steel
- Precision machined one-piece construction
- High torque performance
- Manganese phosphate finished
- Stubby model for working in confined spaces
- Hand-operated tool

### One-Piece Stubby Phillips Bit Sockets

SNCM+V



| DRIVE              | ITEM NO. | SIZE | L(mm) | D(mm) | Hand | Box |
|--------------------|----------|------|-------|-------|------|-----|
| 1/4"<br>6.35mm sq. | BCAB08P1 | PH1  | 19.5  | 12.9  | 50   | 900 |
|                    | BCAB08P2 | PH2  | 19.5  | 12.9  | 50   | 900 |
|                    | BCAB08P3 | PH3  | 19.5  | 12.9  | 50   | 900 |

### One-Piece Stubby Slotted Bit Sockets

SNCM+V



| DRIVE              | ITEM NO. | SIZE(mm)  | L(mm) | D(mm) | Hand | Box |
|--------------------|----------|-----------|-------|-------|------|-----|
| 1/4"<br>6.35mm sq. | BCCB0803 | 0.5 x 3   | 19.5  | 12.9  | 50   | 900 |
|                    | BCCB084E | 0.6 x 4.5 | 19.5  | 12.9  | 50   | 900 |
|                    | BCCB086E | 1.2 x 6.5 | 19.5  | 12.9  | 50   | 900 |
|                    | BCCB0808 | 1.2 x 8   | 19.5  | 12.9  | 50   | 900 |

### One-Piece Stubby Hex Bit Sockets

SNCM+V



| DRIVE              | ITEM NO. | SIZE(mm) | L(mm) | D(mm) | Hand | Box |
|--------------------|----------|----------|-------|-------|------|-----|
| 1/4"<br>6.35mm sq. | BCDB0803 | 3        | 19.5  | 12.9  | 50   | 900 |
|                    | BCDB0804 | 4        | 19.5  | 12.9  | 50   | 900 |
|                    | BCDB0805 | 5        | 19.5  | 12.9  | 50   | 900 |
|                    | BCDB0806 | 6        | 19.5  | 12.9  | 50   | 900 |
|                    | BCDB0807 | 7        | 19.5  | 12.9  | 50   | 900 |
|                    | BCDB0808 | 8        | 19.5  | 12.9  | 50   | 900 |

### One-Piece Stubby Star Bit Sockets

SNCM+V



| DRIVE              | ITEM NO. | SIZE | L(mm) | D(mm) | Hand | Box |
|--------------------|----------|------|-------|-------|------|-----|
| 1/4"<br>6.35mm sq. | BCFB0806 | T6   | 19.5  | 12.9  | 50   | 900 |
|                    | BCFB0807 | T7   | 19.5  | 12.9  | 50   | 900 |
|                    | BCFB0808 | T8   | 19.5  | 12.9  | 50   | 900 |
|                    | BCFB0809 | T9   | 19.5  | 12.9  | 50   | 900 |
|                    | BCFB0810 | T10  | 19.5  | 12.9  | 50   | 900 |
|                    | BCFB0815 | T15  | 19.5  | 12.9  | 50   | 900 |
|                    | BCFB0820 | T20  | 19.5  | 12.9  | 50   | 900 |
|                    | BCFB0825 | T25  | 19.5  | 12.9  | 50   | 900 |
|                    | BCFB0827 | T27  | 19.5  | 12.9  | 50   | 900 |
|                    | BCFB0830 | T30  | 19.5  | 12.9  | 50   | 900 |
|                    | BCFB0840 | T40  | 19.5  | 12.9  | 50   | 900 |

# Hand Sockets, Bit Sockets & Accessories

## Mini Reversible Ratchet & Bit Ratchet Handle

### 1/4" DR. Flexible Head Mini Reversible Ratchet Handle with Quick Release

DIN 3122

- Chrome Vanadium Steel Material
- Fine 60 teeth ratcheting mechanism with hard-wearing construction
- Low back-torque design allows faster turning and removal of fastener
- Flex head for accessing hard to reach fasteners
- Anti-slip bi-component PP+TPR plastic soft grip handle
- Ideal for use in confined spaces



| DRIVE | ITEM NO. | L(mm) | ⚙️ | 📦   |
|-------|----------|-------|----|-----|
| 1/4"  | CJHU0811 | 113   | 10 | 120 |

60 Gears / Mirror Finished

### 1/4" (H) Flexible Head Mini Reversible Bit Ratchet Handle

- Chrome Vanadium Steel Material
- Fine 60 teeth ratcheting mechanism with hard-wearing construction
- Low back-torque design allows faster turning and removal of fastener
- Flex head for accessing hard to reach fastener
- Anti-slip bi-component PP+TPR plastic soft grip handle
- Ideal for use in confined spaces



| HEX  | ITEM NO. | L(mm) | ⚙️ | 📦   |
|------|----------|-------|----|-----|
| 1/4" | CJHV0811 | 113   | 10 | 120 |

60 Gears / Satin Chrome Finished

### Mini Reversible Ratchet Handle with Quick Release

DIN 3122

- Chrome Vanadium Steel Material
- Fine 60 teeth ratcheting mechanism with hard-wearing construction
- Low back-torque design allows faster turning and removal of fastener
- Curved handle for easy and comfort grip
- Ideal for use in confined spaces



| DRIVE | ITEM NO. | L(mm) | ⚙️ | 📦   |
|-------|----------|-------|----|-----|
| 1/4"  | CHDU0809 | 90    | 15 | 180 |

60 Gears / Mirror Finished

### Mini Reversible Bit Ratchet Handle

- Chrome Vanadium Steel Material
- Fine 60 teeth ratcheting mechanism with hard-wearing construction
- Low back-torque design allows faster turning and removal of fastener
- Curved handle for easy and comfort grip
- Ideal for use in confined spaces



| HEX  | ITEM NO. | L(mm) | ⚙️ | 📦   |
|------|----------|-------|----|-----|
| 1/4" | CHDV0809 | 90    | 15 | 180 |

60 Gears / Mirror Finished

### 1/4" DR. Flexible Head Mini Reversible Ratchet Handle with Quick Release

DIN 3122

- Chrome Vanadium Steel Material
- Fine 60 teeth ratcheting mechanism with hard-wearing construction
- Low back-torque design allows faster turning and removal of fastener
- Flex head for accessing hard to reach fasteners
- Curved handle for easy and comfort grip
- Ideal for use in confined spaces



| DRIVE | ITEM NO. | L(mm) | ⚙️ | 📦   |
|-------|----------|-------|----|-----|
| 1/4"  | CHKU0811 | 105   | 10 | 120 |

60 Gears / Mirror Finished

### 1/4" (H) Flexible Head Mini Reversible Bit Ratchet Handle

- Chrome Vanadium Steel Material
- Fine 60 teeth ratcheting mechanism with hard-wearing construction
- Low back-torque design allows faster turning and removal of fastener
- Flex head for accessing hard to reach fasteners
- Curved handle for easy and comfort grip
- Ideal for use in confined spaces



| HEX  | ITEM NO. | L(mm) | ⚙️ | 📦   |
|------|----------|-------|----|-----|
| 1/4" | CHKV0811 | 105   | 10 | 120 |

60 Gears / Mirror Finished

### 1/4" DR. Reversible Ratchet Handle with Quick Release

- Anti-slip grip handle design
- Improved PP+soft PP material plastic handle for better anti-alkali, acid and corrosion effect

DIN 3122



| DRIVE | ITEM NO. | L(mm) | ⚙️ | 📦   |
|-------|----------|-------|----|-----|
| 1/4"  | S135     | 135   | 10 | 100 |

36 Gears / Satin Chrome Finished

### Rotatory Ratchet Handle with Push - Through mechanism

NEW

DIN 3122

- Chrome Molybdenum Steel Ratchet Head
- Fine 60 teeth ratcheting mechanism with hard-wearing construction
- Unique 360° rotatory handle, ideal for access in confined spaces
- One-way ratcheting mechanism
- Anti-slip bi-component PP+TPR plastic soft grip handle



| DRIVE | ITEM NO. | L(mm) | ⚙️ | 📦  |
|-------|----------|-------|----|----|
| 1/4"  | CJTV0818 | 180   | 5  | 60 |
| 3/8"  | CJTV1224 | 240   | 5  | 30 |
| 1/2"  | CJTV1629 | 290   | 5  | 30 |

60 Gears / Mirror Polished

### Gearless Reversible Ratchet Handle with Quick Release

DIN 3122



| DRIVE | ITEM NO. | L(mm) | ⚙️ | 📦   |
|-------|----------|-------|----|-----|
| 1/4"  | CJBT0816 | 155   | 10 | 100 |
| 3/8"  | CJBT1220 | 200   | 5  | 40  |
| 1/2"  | CJBT1627 | 265   | 5  | 30  |

Mirror Polished

### Curved Reversible Compact-Head Ratchet Handle with Quick Release

DIN 3122



| DRIVE | ITEM NO. | L(mm) | ⚙️ | 📦   |
|-------|----------|-------|----|-----|
| 1/4"  | CHJM0815 | 145   | 10 | 100 |
| 3/8"  | CHJM1220 | 200   | 5  | 40  |
| 1/2"  | CHJM1625 | 250   | 5  | 30  |

72 Gears / Satin Chrome Finished

### Stubby Reversible Ratchet Handle with Quick Release

DIN 3122



| DRIVE | ITEM NO. | L(mm) | ⚙️ | 📦  |
|-------|----------|-------|----|----|
| 1/4"  | CJDI0812 | 115   | 10 | 80 |
| 3/8"  | CJDI1215 | 145   | 5  | 40 |

45 Gears / Satin Chrome Finished

### Stubby Swivel-Head Ratchet with Bit Drives

DIN 3122



| DRIVE           | ITEM NO. | L(mm) | ⚙️ | 📦  |
|-----------------|----------|-------|----|----|
| 3/8" x 1/4" (H) | CJOM1216 | 160   | 2  | 32 |

72 Gears / Satin Chrome Finished

### Stubby Swivel-Head Ratchet

DIN 3122



| DRIVE | ITEM NO. | L(mm) | ⚙️ | 📦  |
|-------|----------|-------|----|----|
| 1/2"  | CJNM1616 | 160   | 2  | 32 |

72 Gears / Satin Chrome Finished

### Stubby Swivel-Head Ratchet with Dual Drives

DIN 3122



| DRIVE       | ITEM NO. | L(mm) | ⚙️ | 📦  |
|-------------|----------|-------|----|----|
| 3/8" x 1/4" | CJMM1216 | 160   | 2  | 32 |
| 1/2" x 1/4" | CJMM1616 | 160   | 2  | 32 |

72 Gears / Satin Chrome Finished

# Hand Sockets, Bit Sockets & Accessories

## TOPTUL HIGH PERFORMANCE 72-TEETH RATCHET MECHANISM



Hard PP + Soft TPR plastic material

Hard PP plastic material

Special anti-slip textured surface  
Soft PP plastic material

### Ergonomic Soft Handle Design

**Safety**, comfort and practicality are the notable features of this super-grip handle. The special, new developed anti-slip soft PP material on the handle is delicately formed to fit users' palm shapes, so the comfort is doubtless. Moreover, these slip-proof handles can always prevent incidental slip while conducting on-site fastening tasks. TOPTUL Professional Tool truly grasps the power for you.

### Reversible Ratchet Handle with Quick Release

DIN 3122



36 Gears / Satin Chrome Finished

| DRIVE | ITEM NO.<br>Satin | L(mm) |    |     |
|-------|-------------------|-------|----|-----|
| 1/4"  | CJBG0815          | 150   | 10 | 100 |
| 3/8"  | CJBG1220          | 200   | 5  | 40  |
| 1/2"  | CJBG1627          | 270   | 5  | 30  |

### Reversible Ratchet Handle with Quick Release

- Special textured surface on the handle for anti-slip and effective grip
- Improved PP+soft PP material plastic handle for better anti-alkali, acid and corrosion effect

DIN 3122



36 Gears / Satin Chrome Finished

| DRIVE | ITEM NO.<br>Satin | L(mm) |   |    |
|-------|-------------------|-------|---|----|
| 1/2"  | CMBG1627          | 273   | 5 | 30 |

### Reversible Ratchet Handle with Quick Release

DIN 3122



45 Gears / Satin Chrome Finished

| DRIVE | ITEM NO.<br>Satin | L(mm) |    |     |
|-------|-------------------|-------|----|-----|
| 1/4"  | CJPI0815          | 145   | 10 | 100 |
| 3/8"  | CJPI1220          | 200   | 5  | 40  |
| 1/2"  | CJPI1627          | 265   | 5  | 30  |

### Compact Head Reversible Ratchet Handle with Quick Release

DIN 3122

- Special textured surface on the handle for anti-slip and effective grip
- Improved PP+soft PP material plastic handle for better anti-alkali, acid and corrosion effect



60 Gears / Satin Chrome Finished

| DRIVE | ITEM NO.<br>Satin | L(mm) |   |    |
|-------|-------------------|-------|---|----|
| 1/2"  | CMSU1627          | 270   | 5 | 30 |

### Reversible Ratchet Handle with Quick Release

DIN 3122



72 Gears / Satin Chrome Finished

| DRIVE | ITEM NO.<br>Satin | L(mm) |    |     |
|-------|-------------------|-------|----|-----|
| 1/4"  | CJBM0815          | 145   | 10 | 100 |
| 3/8"  | CJBM1220          | 200   | 5  | 40  |
| 1/2"  | CJBM1627          | 265   | 5  | 30  |

### Reversible Ratchet Handle with Quick Release

- Special textured surface on the handle for anti-slip and effective grip
- Improved PP+soft PP material plastic handle for better anti-alkali, acid and corrosion effect

DIN 3122



72 Gears / Satin Chrome Finished

| DRIVE | ITEM NO.<br>Satin | L(mm) |   |    |
|-------|-------------------|-------|---|----|
| 1/2"  | CMRM1627          | 270   | 5 | 30 |

### Compact Head Reversible Ratchet Handle with Quick Release

DIN 3122



60 Gears / Satin Chrome Finished

| DRIVE | ITEM NO.<br>Satin | L(mm) |    |     |
|-------|-------------------|-------|----|-----|
| 1/4"  | CJSU0815          | 145   | 10 | 100 |
| 3/8"  | CJSU1220          | 202   | 5  | 40  |
| 1/2"  | CJSU1626          | 262   | 5  | 30  |

### Reversible Ratchet Handle with Quick Release

DIN 3122



72 Gears / Satin Chrome Finished

| DRIVE | ITEM NO.<br>Satin | L(mm) |    |     |
|-------|-------------------|-------|----|-----|
| 1/4"  | CJRM0815          | 145   | 10 | 100 |
| 3/8"  | CJRM1220          | 202   | 5  | 40  |
| 1/2"  | CJRM1626          | 262   | 5  | 30  |

### Flexible Reversible Ratchet Handle with Quick Release

DIN 3122



72 Gears / Satin Chrome Finished

| DRIVE | ITEM NO.<br>Satin | L(mm) |    |     |
|-------|-------------------|-------|----|-----|
| 1/4"  | CJHM0814          | 140   | 10 | 100 |
| 3/8"  | CJHM1228          | 280   | 5  | 40  |
| 1/2"  | CJHM1631          | 310   | 5  | 30  |

### Rapid Reversible Ratchet Handle with Quick Release

DIN 3122



48 Gears / Satin Chrome Finished

| DRIVE | ITEM NO.<br>Satin | L(mm) |   |    |
|-------|-------------------|-------|---|----|
| 1/4"  | CJEK0819          | 190   | 5 | 60 |
| 3/8"  | CJEK1225          | 250   | 5 | 40 |
| 1/2"  | CJEK1633          | 325   | 5 | 30 |

### Swivel Head Reversible Ratchet Handle

DIN 3122



72 Gears / Satin Chrome Finished

| DRIVE | ITEM NO.<br>Satin | L(mm) |    |     |
|-------|-------------------|-------|----|-----|
| 1/4"  | CJLN0816          | 155   | 10 | 100 |
| 3/8"  | CJLN1224          | 240   | 5  | 40  |
| 1/2"  | CJLN1632          | 315   | 5  | 30  |

### Super Long Flex-Head Ratchet Handle

DIN 3122



72 Gears / Satin Chrome Finished

| DRIVE | ITEM NO.<br>Satin | L(mm) |   |    |
|-------|-------------------|-------|---|----|
| 1/4"  | CJKN0818          | 180   | 5 | 60 |
| 1/2"  | CJKN1643          | 430   | 2 | 12 |

### Extra Long Reversible Ratchet Handle with Quick Release

DIN 3122



48 Gears / Satin Chrome Finished

| DRIVE | ITEM NO.<br>Satin | L(mm) |   |    |
|-------|-------------------|-------|---|----|
| 1/4"  | CJCK0819          | 195   | 5 | 60 |
| 3/8"  | CJCK1228          | 320   | 5 | 30 |
| 1/2"  | CJCK1640          | 400   | 3 | 18 |



# Hand Sockets, Bit Sockets & Accessories

▣ Stubby Reversible Ratchet Handle with Quick Release DIN 3122



45 Gears / Mirror Polished

| DRIVE | ITEM NO. | L(mm) |    |    |
|-------|----------|-------|----|----|
| 1/4"  | CHDI0809 | 90    | 10 | 80 |
| 3/8"  | CHDI1211 | 110   | 5  | 40 |
| 1/2"  | CHDI1613 | 130   | 5  | 40 |

▣ Reversible Ratchet Handle with Quick Release DIN 3122



48 Gears / Mirror Polished

| DRIVE | ITEM NO. | L(mm) |   |    |
|-------|----------|-------|---|----|
| 1/2"  | CHOK1625 | 250   | 5 | 30 |

▣ Reversible Ratchet Handle with Quick Release DIN 3122



36 Gears / Mirror Polished

| DRIVE | ITEM NO. | L(mm) |    |     |
|-------|----------|-------|----|-----|
| 1/4"  | CHAG0813 | 131   | 10 | 100 |
| 3/8"  | CHAG1218 | 180   | 5  | 40  |
| 1/2"  | CHAG1626 | 255   | 5  | 30  |

▣ Compact Head Reversible Ratchet Handle with Quick Release DIN 3122



60 Gears / Mirror Polished

| DRIVE | ITEM NO. | L(mm) |    |     |
|-------|----------|-------|----|-----|
| 1/4"  | CHAU0813 | 130   | 10 | 100 |
| 3/8"  | CHAU1220 | 198   | 5  | 40  |
| 1/2"  | CHAU1625 | 250   | 5  | 30  |

▣ Reversible Ratchet Handle with Quick Release (Knurled Handle) DIN 3122



36 Gears / Satin Finished

| DRIVE | ITEM NO. | L(mm) |    |     |
|-------|----------|-------|----|-----|
| 1/4"  | CHUG0812 | 124   | 10 | 100 |
| 3/8"  | CHUG1218 | 180   | 5  | 40  |
| 1/2"  | CHUG1626 | 250   | 5  | 30  |

▣ Reversible Ratchet Handle with Quick Release DIN 3122



72 Gears / Mirror Polished

| DRIVE | ITEM NO. | L(mm) |    |     |
|-------|----------|-------|----|-----|
| 1/4"  | CHAM0813 | 130   | 10 | 100 |
| 3/8"  | CHAM1220 | 198   | 5  | 40  |
| 1/2"  | CHAM1625 | 250   | 5  | 30  |



▣ Flexible Reversible Ratchet Handle with Quick Release DIN 3122



45 Gears / Mirror Polished

| DRIVE | ITEM NO. | L(mm) |   |    |
|-------|----------|-------|---|----|
| 1/2"  | CHLI1628 | 278   | 5 | 30 |

▣ Reversible Ratchet Handle with Quick Release DIN 3122

- Made of Chrome Molybdenum Alloy Steel
- Drop forged one piece steel construction ratchet body and driver
- Reversible 72 gear teeth high torque ratchet mechanism
- Quick release with spring-ball socket retention
- Compact ratchet head
- Light weight model
- Ergonomically designed anti-slip grip handle



72 Gears / Satin Chrome Finished

| DRIVE | ITEM NO. | L(inch) |   |   |
|-------|----------|---------|---|---|
| 3/4"  | CHWM2451 | 20      | 2 | 8 |

▣ Ratchet with Adjustable Handle



| ITEM NO. | CONTENTS   |         |
|----------|--|---------|
| GBAE0201 | <ul style="list-style-type: none"> <li>• CHAG1636</li> <li>• 1/2" Dr. Reversible Ratchet Handle with Quick Release</li> <li>• COAI1633</li> <li>• 1/2" Dr. Adjustable Handle (turn-lock) Design</li> </ul> | 6 (SET) |

▣ Reversible Ratchet Handle with Quick Release DIN 3122



36 Gears / Satin Chrome Finished

| DRIVE | ITEM NO. | L(mm) | Ø (mm) |   |    |
|-------|----------|-------|--------|---|----|
| 1/2"  | CHAG1636 | 360   | 16     | 3 | 12 |

▣ Adjustable Handle (turn-lock)



Dual Finished

| DRIVE | ITEM NO. | L(mm) | Ø (mm) |   |    |
|-------|----------|-------|--------|---|----|
| 1/2"  | COAI1633 | 325   | 29.8   | 5 | 30 |

▣ Reversible Ratchet with Tube Handle (Quick-Release) DIN 3122



24 Gears / Dual Finished

| DRIVE | ITEM NO. | L(inch) |   |   |
|-------|----------|---------|---|---|
| 3/4"  | CHNC2420 | 20      | 3 | 6 |

▣ Reversible Ratchet with Tube Handle DIN 3122



24 Gears / Dual Finished

| DRIVE | ITEM NO. | L(inch) |   |   |
|-------|----------|---------|---|---|
| 1"    | CHND3226 | 26      | 5 | 5 |

▣ Reversible Ratchet with Tube Handle DIN 3122



24 Gears / Dual Finished

| DRIVE | ITEM NO. | L(inch) |   |   |
|-------|----------|---------|---|---|
| 1"    | CHNC3232 | 32      | 1 | 4 |



**TOPTUL**  
Reversible Ratchet with Tube Handle

# Hand Sockets, Bit Sockets & Accessories

## Reversible Ratchet Handle with Quick Release

DIN 3122



43 Gears / Satin Chrome Finished

| DRIVE | ITEM NO. | L(inch) | ⚙️ | 📦 |
|-------|----------|---------|----|---|
| 3/4"  | CHFS2451 | 20      | 2  | 8 |

## Ratchet Head Swivel Handle

DIN 3122

- Chrome molybdenum steel ratchet head
- Reversible 3-way ratchet mechanism: Driving, Fixed & Withdrawing




24 Gears / Mirror Polished

| DRIVE | ITEM NO. | L(inch) | ⚙️ | 📦  |
|-------|----------|---------|----|----|
| 3/8"  | CEAD1215 | 15      | 3  | 18 |
| 1/2"  | CEAD1618 | 18      | 3  | 6  |

## Reversible Ratchet with Adjustable Tube Handle (Quick-Release)

DIN 3122



• CHES2408 (500~800mm)

• CHES3208 (500~800mm)



43 Gears / Satin Chrome Finished

| DRIVE | ITEM NO. | L(mm)   | ⚙️ | 📦 |
|-------|----------|---------|----|---|
| 3/4"  | CHES2408 | 500-800 | 1  | 4 |
| 1"    | CHES3208 | 500-800 | 1  | 4 |

## Swivel Handle

DIN 3122



Mirror Polished

| DRIVE | ITEM NO. | L(inch) | ⚙️ | 📦  |
|-------|----------|---------|----|----|
| 1/4"  | CFAC0806 | 6       | 10 | 80 |
| 3/8"  | CFAC1210 | 10      | 5  | 40 |
|       | CFAC1610 | 10      | 5  | 40 |
| 1/2"  | CFAC1615 | 15      | 5  | 30 |
|       | CFAC1618 | 18      | 5  | 20 |
|       | CFAC1624 | 24      | 5  | 10 |
|       | CFAC2418 | 18      | 2  | 8  |
| 3/4"  | CFAC2424 | 24      | 2  | 4  |

Satin Chrome Finished

| DRIVE | ITEM NO.   | L(inch) | ⚙️ | 📦  |
|-------|------------|---------|----|----|
| 1/4"  | CFAC080652 | 6       | 10 | 80 |
| 3/8"  | CFAC121052 | 10      | 5  | 40 |
| 1/2"  | CFAC161552 | 15      | 5  | 30 |

## Swivel Handle

DIN 3122



Satin Finished

| DRIVE | ITEM NO. | L(inch) | ⚙️ | 📦  |
|-------|----------|---------|----|----|
| 1/4"  | CFAE0806 | 6       | 10 | 80 |
| 3/8"  | CFAE1210 | 10      | 5  | 40 |
| 1/2"  | CFAE1615 | 15      | 5  | 20 |

## Extra Long Swivel Handle

DIN 3122



Mirror Polished

| DRIVE | ITEM NO. | L(inch) | ⚙️ | 📦  |
|-------|----------|---------|----|----|
| 3/8"  | CFBC1215 | 15      | 5  | 30 |
|       | CFBC1618 | 18      | 5  | 20 |
| 1/2"  | CFBC1624 | 24      | 5  | 10 |
|       | CFBC1630 | 30      | 6  | 12 |
| 3/4"  | CFBC2440 | 40      | 6  | 6  |
| 1"    | CFBC3240 | 40      | 6  | 6  |

## Swivel Handle

DIN 3122



Satin Chrome Finished

| DRIVE | ITEM NO. | L(inch) | ⚙️ | 📦  |
|-------|----------|---------|----|----|
| 1/4"  | CFKA0806 | 6       | 10 | 80 |
| 3/8"  | CFKA1210 | 10      | 5  | 40 |
|       | CFKA1615 | 15      | 3  | 18 |
| 1/2"  | CFKA1618 | 18      | 2  | 10 |
|       | CFKA1624 | 24      | 2  | 4  |

## Swivel Handle (Quick-Release)

DIN 3122



Satin Chrome Finished

| DRIVE | ITEM NO. | L(inch) | ⚙️ | 📦  |
|-------|----------|---------|----|----|
| 3/4"  | CFJB2419 | 21      | 5  | 10 |

## Swivel Handle with Adjustable Tube Handle (Quick-Release)

CR-V DIN 3122

• CFDC2408 (500~800mm)

• CFDC2410 (700~1000mm)

Satin Chrome Finished

| DRIVE | ITEM NO. | L(mm)    | ⚙️ | 📦 |
|-------|----------|----------|----|---|
| 3/4"  | CFDC2408 | 500-800  | 2  | 8 |
|       | CFDC2410 | 700-1000 | 1  | 2 |

## Sliding T-Handle with Quick Release

CR-V DIN 3122



Satin Chrome Finished

| DRIVE | ITEM NO. | L(mm) | ⚙️ | 📦  |
|-------|----------|-------|----|----|
| 3/8"  | CTCJ1208 | 202   | 5  | 60 |
| 1/2"  | CTCJ1610 | 250   | 5  | 40 |
| 3/4"  | CTCJ2418 | 457   | 5  | 10 |
|       | CTCJ2420 | 497   | 5  | 10 |
| 1"    | CTCJ3222 | 560   | 2  | 4  |

## Sliding T-Handle

CR-V DIN 3122



Mirror / Satin Chrome Finished

| DRIVE | ITEM NO. | L(mm) | ⚙️ | 📦   |
|-------|----------|-------|----|-----|
| 1/4"  | CTCK0811 | 115   | 15 | 240 |
| 3/8"  | CTCK1220 | 202   | 5  | 40  |
|       | CTCK1625 | 250   | 5  | 40  |
| 1/2"  | CTCK1630 | 303   | 5  | 40  |

## Sliding T-Handle

CR-V DIN 3122



Mirror / Satin Chrome Finished

| DRIVE | ITEM NO. | L(mm) | ⚙️ | 📦  |
|-------|----------|-------|----|----|
| 3/4"  | CTCA2446 | 460   | 5  | 10 |
|       | CTCA2451 | 508   | 5  | 10 |

## Sliding T-Handle


CR-V DIN 3122



Dual Finished

| DRIVE | ITEM NO. | L(mm) | ⚙️ | 📦 |
|-------|----------|-------|----|---|
| 1"    | CTCK3222 | 560   | 2  | 4 |

### TOPTUL REVERSIBLE RATCHET WITH ADJUSTABLE & EXTENDABLE TUBE HANDLE



CHES2408 (500~800mm)

CFDC2408 (500~800mm)




• The connected extension bar will not be slipped out or removed unless the quick-release button is pressed.



# Hand Sockets, Bit Sockets & Accessories

## T-Handle Magnetic Spark Plug Socket


DIN 899



| ITEM NO. | SIZE(mm) | L(mm) | Mirror Polished |    |
|----------|----------|-------|-----------------|----|
| Mirror   |          |       | ☞               | ☞  |
| CTFB1435 | 14       | 350   | 2               | 12 |

## T-Handle Magnetic Spark Plug Socket


DIN 899



| ITEM NO. | SIZE(mm) | L(mm) | Mirror Polished |    |
|----------|----------|-------|-----------------|----|
| Mirror   |          |       | ☞               | ☞  |
| CTFB1635 | 16       | 350   | 2               | 12 |
| CTFB2135 | 21       | 350   | 2               | 12 |

## Extension Bar with Swivel Magnetic Spark Plug Socket

DIN 3123



| DRIVE | ITEM NO. | SIZE(mm) | L(inch) | Satin Chrome Finished |    |
|-------|----------|----------|---------|-----------------------|----|
|       | Satin    |          |         | ☞                     | ☞  |
| 3/8"  | CACM1208 | 16       | 8       | 5                     | 30 |
|       | CACM1215 | 16       | 15      | 5                     | 30 |
| 1/2"  | CACM1615 | 16       | 15      | 5                     | 30 |

| DRIVE | ITEM NO. | SIZE(mm) | L(inch) | Satin Chrome Finished |    |
|-------|----------|----------|---------|-----------------------|----|
|       | Satin    |          |         | ☞                     | ☞  |
| 3/8"  | CACN1208 | 21       | 8       | 5                     | 30 |
|       | CACN1215 | 21       | 15      | 5                     | 30 |
|       | CACN1608 | 21       | 8       | 5                     | 30 |
| 1/2"  | CACN1615 | 21       | 15      | 5                     | 30 |

## L-Handle (90° Offset)

CR-V DIN 3122



| DRIVE | ITEM NO. | SIZE(inch) | L1(mm) | L(mm) | Satin Chrome Finished |    |
|-------|----------|------------|--------|-------|-----------------------|----|
|       | Satin    |            |        |       | ☞                     | ☞  |
| 3/8"  | AFAN1208 | 8          | 45     | 210   | 5                     | 40 |
|       | AFAN1610 | 10         | 60     | 250   | 5                     | 40 |
| 1/2"  | AFAN1612 | 12         | 60     | 300   | 5                     | 30 |
|       | AFAN1614 | 14         | 120    | 360   | 4                     | 16 |
| 3/4"  | AFAN2416 | 16         | 150    | 400   | 4                     | 12 |

| DRIVE | ITEM NO. | SIZE(inch) | L1(mm) | L(mm) | Satin Chrome Finished |    |
|-------|----------|------------|--------|-------|-----------------------|----|
|       | Satin    |            |        |       | ☞                     | ☞  |
| 3/4"  | AFAO2412 | 12         | 95     | 300   | 2                     | 12 |
|       | AFAO2414 | 14         | 95     | 365   | 2                     | 12 |
|       | AFAO2418 | 18         | 95     | 455   | 2                     | 10 |
| 1"    | AFAO3226 | 26         | 130    | 660   | 2                     | 4  |

## L-Handle / 105°

CR-V DIN 3122



| DRIVE | ITEM NO. | L(inch) | Ø (mm) | Satin Chrome Finished |    |
|-------|----------|---------|--------|-----------------------|----|
|       | Satin    |         |        | ☞                     | ☞  |
| 1/2"  | AFAS1612 | 12      | 16     | 5                     | 30 |

## L-Handle with Adjustable Handle



| ITEM NO. | CONTENTS   | ☞ 6 (SET) |
|----------|--|-----------|
| GBAE0202 | 1 AFAS1612<br>1 1/2" Dr. L-Handle<br>1 COAI1633<br>1 1/2" Dr. Adjustable Handle (turn-lock) Design |           |

## Extension Bar with Quick Release

CR-V DIN 3123



| DRIVE | ITEM NO. | L(inch) | Satin Chrome Finished |    |
|-------|----------|---------|-----------------------|----|
|       | Satin    |         | ☞                     | ☞  |
| 3/4"  | CABA2404 | 4       | 2                     | 32 |
|       | CABA2408 | 8       | 2                     | 24 |
|       | CABA2416 | 16      | 2                     | 12 |
| 1"    | CABA3208 | 8       | 2                     | 16 |
|       | CABA3216 | 16      | 2                     | 8  |

## Extension Bar

CR-V DIN 3123



| DRIVE | ITEM NO.     | L(inch) | Mirror / Satin Chrome Finished |     |
|-------|--------------|---------|--------------------------------|-----|
|       | Mirror Satin |         | ☞                              | ☞   |
| 1/4"  | CAAA0802     | 2       | 30                             | 480 |
|       | CAAA0803     | 3       | 30                             | 480 |
|       | CAAA0804     | 4       | 30                             | 480 |
|       | CAAA0806     | 6       | 30                             | 300 |
| 3/8"  | CAAA1203     | 3       | 25                             | 200 |
|       | CAAA1206     | 6       | 15                             | 120 |
| 1/2"  | CAAA1603     | 3       | 10                             | 80  |
|       | CAAA1605     | 5       | 10                             | 80  |
| 1"    | CAAA1610     | 10      | 5                              | 40  |

## Extension Bar

CR-V DIN 3123



| DRIVE | ITEM NO. | L(inch) | Satin Chrome Finished |    |
|-------|----------|---------|-----------------------|----|
|       | Satin    |         | ☞                     | ☞  |
| 3/4"  | CAAO2404 | 4       | 5                     | 40 |
|       | CAAO2408 | 8       | 2                     | 24 |
|       | CAAO2416 | 16      | 2                     | 12 |
| 1"    | CAAO3208 | 8       | 2                     | 16 |
|       | CAAO3216 | 16      | 2                     | 8  |



The locked-on design mechanism acts to lock the socket in place. Sockets will not be slipped out or removed unless the quick-release mechanism is released.



**TOPTUL**  
Hand Sockets, Bit Sockets & Accessories

# Hand Sockets, Bit Sockets & Accessories

## Extension Bar

CR-V DIN 3123



| DRIVE | ITEM NO. | L(inch) | Satin Chrome Finished |     |
|-------|----------|---------|-----------------------|-----|
|       |          |         |                       |     |
| 1/4"  | CAAH0809 | 9       | 10                    | 100 |

## Extension Bar

CR-V DIN 3123



| DRIVE | ITEM NO. | L(inch) | Mirror Polished |     |
|-------|----------|---------|-----------------|-----|
|       |          |         |                 |     |
| 1/4"  | CAAF0802 | 2       | 30              | 480 |
|       | CAAF0803 | 3       | 30              | 480 |
|       | CAAF0804 | 4       | 30              | 480 |
|       | CAAF0806 | 6       | 30              | 300 |
| 3/8"  | CAAF1203 | 3       | 25              | 200 |
|       | CAAF1206 | 6       | 15              | 120 |
|       | CAAF1209 | 9       | 10              | 80  |
| 1/2"  | CAAF1602 | 2       | 10              | 160 |
|       | CAAF1605 | 5       | 10              | 80  |
|       | CAAF1610 | 10      | 5               | 40  |

## Extra Long Extension Bar

CR-V DIN 3123



| DRIVE | ITEM NO. | L(inch) | Satin Chrome Finished |    |
|-------|----------|---------|-----------------------|----|
|       |          |         |                       |    |
| 1/2"  | CAAJ1615 | 15      | 10                    | 20 |
|       | CAAJ1624 | 24      | 10                    | 20 |

## Flexible Extension Bar



| DRIVE | ITEM NO. | L(inch) | Mirror Polished |     |
|-------|----------|---------|-----------------|-----|
|       |          |         |                 |     |
| 1/4"  | CASA0806 | 6       | 30              | 300 |



## Extra Long Flexible Extension Bar



| DRIVE | ITEM NO. | L(inch) | Mirror Polished |    |
|-------|----------|---------|-----------------|----|
|       |          |         |                 |    |
| 1/4"  | CASA0818 | 18      | 10              | 60 |

## Speed Brace

DIN 3122



| DRIVE | ITEM NO. | L(mm) | Mirror Polished |    |
|-------|----------|-------|-----------------|----|
|       |          |       |                 |    |
| 1/4"  | CADC0838 | 380   | 10              | 40 |
|       | CADC0840 | 400   | 5               | 20 |
| 3/8"  | CADC1240 | 400   | 5               | 20 |
| 1/2"  | CADC1642 | 420   | 5               | 10 |

## Spinner Handle

DIN 3122



| DRIVE | ITEM NO. | L(mm) | Satin Chrome Finished |     |
|-------|----------|-------|-----------------------|-----|
|       |          |       |                       |     |
| 1/4"  | CAIA0815 | 150   | 10                    | 100 |

## Spinner Handle

DIN 3122



| DRIVE | ITEM NO. | L(mm) | Satin Chrome Finished |    |
|-------|----------|-------|-----------------------|----|
|       |          |       |                       |    |
| 1/4"  | CAIP0814 | 135   | 5                     | 40 |
|       | CAIP0816 | 165   | 5                     | 50 |

## LED LIGHTING ADAPTER

- Expert quality made of Chrome Vanadium Steel
- Strong LED light pass through socket overcomes working with bolts or nuts in the deep and dark space
- A perfect auto mechanical tool for working under the chassis or hood
- Available in satin-chrome finish

### Adapter



| ITEM NO. | SIZE              | L(mm) | Satin Chrome Finished |     |
|----------|-------------------|-------|-----------------------|-----|
|          |                   |       |                       |     |
| CAEC1216 | 3/8"(F) x 1/2"(M) | 30    | 15                    | 240 |

### 15PCS

1/2" DR. LED Lighting Adapter  
W/Display Color Box



| ITEM NO. | SIZE              | L(mm) | Satin Chrome Finished |    |
|----------|-------------------|-------|-----------------------|----|
|          |                   |       |                       |    |
| CAED1612 | 1/2"(F) x 3/8"(M) | 58    | 1                     | 12 |
| CAED1616 | 1/2"(F) x 1/2"(M) | 63    | 1                     | 12 |

### 28PCS Professional Grade 1/2" DR. Flank Socket Set

1/2"



| ITEM NO.   | 6PT | Mirror | GCAI2801 | Satin | GCAI2802 |
|--|-----|--------|----------|-------|----------|
| <b>CONTENTS</b><br>19 BAEA1608~1632<br>1/2" Dr. 6PT Flank Sockets<br>8, 9, 10, 11, 12, 13, 14, 15, 16, 17, 18, 19, 21, 22, 23, 24, 27, 30, 32 mm<br>2 CAAA1605 & 1610<br>1/2" Dr. Extension Bar - 5" & 10" (L)<br>1 CAHA1678<br>1/2" Dr. Universal Joint<br>1 CJBG1627<br>1/2" Dr. 36 Teeth Reversible Ratchet Handle with Quick Release<br>1 CTCK1625<br>1/2" Dr. Sliding T-Handle - 10" (L)<br>1 CAED1616<br>1/2" Dr. LED Lighting Adapter<br>3 ALDA1205<br>LED Battery (LR44) |     |        |          |       |          |
| BLOW CASE: W392 x D210 x H88 (mm)  |     |        |          |       |          |



## LED LIGHTING ADAPTER

**Hand Sockets, Bit Sockets & Accessories**



**TOPTUL**  
PROFESSIONAL SOCKET SET SERIES

**10PCS**  
1/2" DR. Hex Bit Socket Set  
1/2"



| ITEM NO.                           | CONTENTS   | 10 (SET) |
|------------------------------------|--|----------|
| GAAD1007                           | 10 BCDA1604-1619<br>1/2" Dr. Hex Bit Sockets (55mmL)<br>4, 5, 6, 7, 8, 10, 12, 14, 17, 19 mm |          |
| METAL CASE: W197 x D103 x H33 (mm) |  |          |

**9PCS**  
1/2" DR. Long Hex Bit Socket Set  
1/2"



| ITEM NO.                           | CONTENTS   | 10 (SET) |
|------------------------------------|--|----------|
| GAAD0905                           | 9 BCWA1604-1617<br>1/2" Dr. Long Hex Bit Sockets (80mmL)<br>4, 5, 6, 7, 8, 10, 12, 14, 17 mm |          |
| METAL CASE: W197 x D103 x H33 (mm) |  |          |

**27PCS**  
1/4" DR. Socket Set  
1/4"



Stubby 19.5mmL One-Piece Construction Bit Sockets  
• Made of SNCM+V Alloy Steel  
• Black Phosphate Finish  
• Ideal for Use in Confined Spaces

| ITEM NO.  | 6PT   | 12PT  | CONTENTS | 10 (SET) |
|---|-------|-------|----------|----------|
|   | Satin | Satin |          |          |
|   |       |       | GCAD2701 |          |
|   |       |       | GCAD2702 |          |
| <b>CONTENTS</b><br>11 BAEA0804-0813<br>1/4" Dr. 6PT Flank Sockets<br>4, 5, 5.5, 6, 7, 8, 9, 10, 11, 12, 13 mm<br>1 CAHA0840<br>1/4" Dr. Universal Joint<br>2 CAAA0802 & 0804<br>1/4" Dr. Extension Bar - 2" & 4" (L)<br>1 CTCK0811<br>1/4" Dr. Sliding T-Handle<br>1 S135<br>1/4" Dr. 36 Teeth Reversible Ratchet Handle with Quick Release<br>1 CAIA0815<br>1/4" Dr. Spinner Handle<br>4 BCDB0804-0808<br>1/4" Dr. One-Piece Stubby Hex Bit Sockets<br>4, 5, 6, 8 mm<br>3 BCCB084E-0808<br>1/4" Dr. One-Piece Stubby Slotted Bit Sockets<br>4.5, 6.5, 8 mm<br>3 BCAB08P1-08P3<br>1/4" Dr. One-Piece Stubby Phillips Bit Sockets<br>PH1, PH2, PH3<br>METAL CASE: W197 x D103 x H33 (mm) |       |       |          |          |

**17PCS**  
1/4" DR. Socket Set  
1/4"



| ITEM NO.   | 6PT   | Mirror | CONTENTS | 10 (SET) |
|--|-------|--------|----------|----------|
|  | Satin | Satin  |          |          |
|  |       |        | GCAD1701 |          |
|  |       |        | GCAD1702 |          |
| <b>CONTENTS</b><br>11 BAEA0804-0813<br>1/4" Dr. 6PT Flank Sockets<br>4, 4.5, 5, 5.5, 6, 7, 8, 9, 10, 11, 12, 13 mm<br>1 CAHA0840<br>1/4" Dr. Universal Joint<br>1 CAAA0804<br>1/4" Dr. Extension Bar - 4" (L)<br>1 CTCK0811<br>1/4" Dr. Sliding T-Handle<br>1 CAIA0815<br>1/4" Dr. Spinner Handle<br>1 CHAG0813 - Mirror<br>1/4" Dr. 36 Teeth Reversible Ratchet Handle with Quick Release<br>1 CJBG0815 - Satin<br>1/4" Dr. 36 Teeth Reversible Ratchet Handle with Quick Release<br>METAL CASE: W197 x D103 x H33 (mm) |       |        |          |          |

**9PCS**  
1/2" DR. Star Bit Socket Set  
1/2"



| ITEM NO.                           | CONTENTS  | 10 (SET) |
|------------------------------------|---|----------|
| GAAD0903                           | 9 BCFA1620-1660<br>1/2" Dr. Star Bit Sockets (55mmL)<br>T20, T25, T27, T30, T40, T45, T50, T55, T60 |          |
| METAL CASE: W197 x D103 x H33 (mm) |   |          |

**9PCS**  
1/2" DR. Long Star Bit Socket Set  
1/2"



| ITEM NO.                           | CONTENTS   | 10 (SET) |
|------------------------------------|--|----------|
| GAAD0906                           | 9 BCXA1620-1660<br>1/2" Dr. Long Star Bit Sockets (80mmL)<br>T20, T25, T27, T30, T40, T45, T50, T55, T60 |          |
| METAL CASE: W197 x D103 x H33 (mm) |  |          |

# Hand Sockets, Bit Sockets & Accessories

**21PCS**  
3/8" DR. 6PT Flank Socket Set  
3/8"



| ITEM NO.                                 | 6PT   | Mirror | GCAD2101 | Satin | GCAD2102 |
|--|---|--------|----------|-------|----------|
| <b>CONTENTS</b>                          | 8 (SET)   |        |          |       |          |
| <b>10 BAEA1208-1224</b>                  | 3/8" Dr. 6PT Flank Sockets<br>8, 9, 10, 11, 12, 13, 14, 15, 16, 17, 18, 19, 21, 22, 24 mm |        |          |       |          |
| <b>1 CAHA1254</b>                        | 3/8" Dr. Universal Joint  |        |          |       |          |
| <b>3 CAAA1203-1210</b>                   | 3/8" Dr. Extension Bar - 3", 6", 10" (L)  |        |          |       |          |
| <b>1 CAGA1612</b>                        | 1/2"(F) x 3/8"(M) Dr. 3-Way Adapter   |        |          |       |          |
| <b>1 CHAG1218 - Mirror</b>               | 3/8" Dr. 36 Teeth Reversible Ratchet Handle with Quick Release                            |        |          |       |          |
| <b>1 CJBG1220 - Satin</b>                | 3/8" Dr. 36 Teeth Reversible Ratchet Handle with Quick Release                            |        |          |       |          |
| <b>METAL CASE: W400 x D95 x H30 (mm)</b> |   |        |          |       |          |

**15PCS**  
1/2" DR. 6PT Flank Socket Set  
1/2"



| ITEM NO.                                 | 6PT  | Mirror | GCAD1508 | Satin | GCAD1510 |
|--|--|--------|----------|-------|----------|
| <b>CONTENTS</b>                          | 8 (SET)  |        |          |       |          |
| <b>12 BAEA1608-1627</b>                  | 1/2" Dr. 6PT Flank Sockets<br>8, 10, 11, 12, 13, 14, 17, 18, 19, 22, 24, 27 mm |        |          |       |          |
| <b>1 CHAU1625</b>                        | 1/2" Dr. 60 Teeth Compact Head Reversible Ratchet Handle with Quick Release    |        |          |       |          |
| <b>1 CAAA1605</b>                        | 1/2" Dr. Extension Bar - 5" (L)  |        |          |       |          |
| <b>1 CFAC1615</b>                        | 1/2" Dr. Swivel Handle - 15" (L)   |        |          |       |          |
| <b>METAL CASE: W400 x D95 x H30 (mm)</b> |  |        |          |       |          |

**18PCS**  
1/2" DR. 6PT Flank Socket Set  
1/2"



| ITEM NO.                                 | 6PT  | Mirror | GCAD1820 | Satin | GCAD1821 |
|--|--|--------|----------|-------|----------|
| <b>CONTENTS</b>                          | 8 (SET)  |        |          |       |          |
| <b>14 BAEA1608-1627</b>                  | 1/2" Dr. 6PT Flank Sockets<br>8, 10, 12, 13, 14, 15, 16, 17, 18, 19, 21, 22, 24, 27 mm |        |          |       |          |
| <b>1 CAHA1678</b>                        | 1/2" Dr. Universal Joint   |        |          |       |          |
| <b>2 CAAA1605 &amp; 1610</b>             | 1/2" Dr. Extension Bar - 5" & 10" (L)  |        |          |       |          |
| <b>1 CHAG1626 - Mirror</b>               | 1/2" Dr. 36 Teeth Reversible Ratchet Handle with Quick Release                         |        |          |       |          |
| <b>1 CHUG1626 - Satin</b>                | 1/2" Dr. 36 Teeth Reversible Ratchet Handle with Quick Release                         |        |          |       |          |
| <b>METAL CASE: W400 x D95 x H30 (mm)</b> |  |        |          |       |          |

**16PCS**  
1/2" DR. 6PT Flank Socket Set  
1/2"




| ITEM NO.                                 | 6PT  | Mirror | GCAD1601 | Satin | GCAD1603 |
|--|--|--------|----------|-------|----------|
| <b>CONTENTS</b>                          | 8 (SET)  |        |          |       |          |
| <b>12 BAEA1608-1632</b>                  | 1/2" Dr. 6PT Flank Sockets<br>8, 10, 12, 13, 14, 17, 19, 22, 24, 27, 30, 32 mm |        |          |       |          |
| <b>2 CAAA1603 &amp; 1605</b>             | 1/2" Dr. Extension Bar - 3" & 5" (L)   |        |          |       |          |
| <b>1 CAHA1678</b>                        | 1/2" Dr. Universal Joint   |        |          |       |          |
| <b>1 CHAG1626 - Mirror</b>               | 1/2" Dr. 36 Teeth Reversible Ratchet Handle with Quick Release                 |        |          |       |          |
| <b>1 CHUG1626 - Satin</b>                | 1/2" Dr. 36 Teeth Reversible Ratchet Handle with Quick Release                 |        |          |       |          |
| <b>METAL CASE: W400 x D95 x H30 (mm)</b> |  |        |          |       |          |

**16PCS**  
1/2" DR. 12PT Flank Socket Set  
1/2"



| ITEM NO.                                 | 12PT  | Mirror | GCAD1602 | Satin | GCAD1604 |
|--|---|--------|----------|-------|----------|
| <b>CONTENTS</b>                          | 8 (SET)   |        |          |       |          |
| <b>12 BAEB1608-1632</b>                  | 1/2" Dr. 12PT Flank Sockets<br>8, 10, 12, 13, 14, 17, 19, 22, 24, 27, 30, 32 mm |        |          |       |          |
| <b>2 CAAA1603 &amp; 1605</b>             | 1/2" Dr. Extension Bar - 3" & 5" (L)  |        |          |       |          |
| <b>1 CAHA1678</b>                        | 1/2" Dr. Universal Joint  |        |          |       |          |
| <b>1 CHAG1626 - Mirror</b>               | 1/2" Dr. 36 Teeth Reversible Ratchet Handle with Quick Release                  |        |          |       |          |
| <b>1 CHUG1626 - Satin</b>                | 1/2" Dr. 36 Teeth Reversible Ratchet Handle with Quick Release                  |        |          |       |          |
| <b>METAL CASE: W400 x D95 x H30 (mm)</b> |   |        |          |       |          |

**27PCS**  
1/4" & 1/2" DR. Socket Set  
1/4"  
1/2"



| ITEM NO.                                  | 6PT   | Mirror | GCAD2802 |
|---|---|--------|----------|
| <b>CONTENTS</b>                           | 6 (SET)   |        |          |
| <b>10 BAEA0805-0813</b>                   | 1/4" Dr. 6PT Flank Sockets<br>5, 6, 7, 8, 9, 10, 11, 12, 13 mm              |        |          |
| <b>11 BAEA1610-1627</b>                   | 1/2" Dr. 6PT Flank Sockets<br>10, 11, 12, 13, 14, 16, 17, 19, 21, 24, 27 mm |        |          |
| <b>2 CHAG0813 &amp; 1626</b>              | 1/4" & 1/2" Dr. 36 Teeth Reversible Ratchet Handle with Quick Release       |        |          |
| <b>1 CTCK0811</b>                         | 1/4" Dr. Sliding T- Handle  |        |          |
| <b>2 CAHA0840 &amp; 1678</b>              | 1/4" & 1/2" Dr. Universal Joint   |        |          |
| <b>1 CAAA0804</b>                         | 1/4" Dr. Extension Bar - 4" (L)   |        |          |
| <b>1 CAAA1605</b>                         | 1/2" Dr. Extension Bar - 5" (L)   |        |          |
| <b>METAL CASE: W324 x D149 x H48 (mm)</b> |   |        |          |

**27PCS**  
3/8" DR. Socket Wrench Set  
3/8"



| ITEM NO.                                  | 6PT  | Mirror | GCAD2801 |
|---|--|--------|----------|
| <b>CONTENTS</b>                           | 6 (SET)  |        |          |
| <b>10 BAEA1208-1217</b>                   | 3/8" Dr. 6PT Flank Sockets<br>8, 9, 10, 11, 12, 13, 14, 15, 16, 17 mm    |        |          |
| <b>1 CAHA1254</b>                         | 3/8" Dr. Universal Joint   |        |          |
| <b>1 CAGA1612</b>                         | 1/2"(F) x 3/8"(M) Dr. 3-Way Adapter                                      |        |          |
| <b>2 CAAA1203 &amp; 1206</b>              | 3/8" Dr. Extension Bar - 3" & 6" (L)                                     |        |          |
| <b>1 CHAG1218</b>                         | 3/8" Dr. 36 Teeth Reversible Ratchet Handle with Quick Release           |        |          |
| <b>2 BAAR1216 &amp; 1221</b>              | 3/8" Dr. Spark Plug Sockets - 16 & 21 mm                                 |        |          |
| <b>10 AAAB0808-1717</b>                   | Standard Combination Wrenches<br>8, 9, 10, 11, 12, 13, 14, 15, 16, 17 mm |        |          |
| <b>METAL CASE: W324 x D149 x H48 (mm)</b> |  |        |          |

**40PCS**  
1/4" & 3/8" DR. Socket Set (METRIC & SAE)  
1/4"  
3/8"



| ITEM NO.                                  | 6PT   | Mirror | GCAD4002 |
|---|---|--------|----------|
| <b>CONTENTS</b>                           | 6 (SET)   |        |          |
| <b>10 BAEA0804-0812</b>                   | 1/4" Dr. 6PT Flank Sockets<br>4, 5, 6, 7, 8, 9, 10, 11, 12 mm                             |        |          |
| <b>10 BBEA0806-0816</b>                   | 1/4" Dr. 6PT Flank Sockets<br>3/16", 7/32", 1/4", 9/32", 5/16", 11/32", 3/8", 7/16", 1/2" |        |          |
| <b>10 BAEA1209-1219</b>                   | 3/8" Dr. 6PT Flank Sockets<br>9, 10, 11, 12, 13, 14, 16, 17, 19 mm                        |        |          |
| <b>7 BBEA1212-1224</b>                    | 3/8" Dr. 6PT Flank Sockets<br>3/8", 7/16", 1/2", 9/16", 5/8", 11/16", 3/4"                |        |          |
| <b>1 CHAG1218</b>                         | 3/8" Dr. 36 Teeth Reversible Ratchet Handle with Quick Release                            |        |          |
| <b>1 BAAR1216</b>                         | 3/8" Dr. Spark Plug Socket - 16 mm  |        |          |
| <b>1 ALAC1212</b>                         | 3/8" Dr. Disc   |        |          |
| <b>1 CAIA0815</b>                         | 1/4" Dr. Spinner Handle   |        |          |
| <b>1 CAAA1203</b>                         | 3/8" Dr. Extension Bar - 3" (L)   |        |          |
| <b>1 CAEA1208</b>                         | 3/8"(F) x 1/4"(M) Dr. Adapter   |        |          |
| <b>METAL CASE: W324 x D149 x H48 (mm)</b> |   |        |          |

**16PCS**  
1/2" DR. Socket Set  
1/2"



| ITEM NO.                                  | 6PT   | Satin | GCAD1607 |
|---|---|-------|----------|
| <b>CONTENTS</b>                           | 6 (SET)   |       |          |
| <b>12 BAEA1610-1632</b>                   | 1/2" Dr. 6PT Flank Sockets<br>10, 11, 12, 13, 14, 17, 19, 22, 24, 27, 30, 32 mm |       |          |
| <b>1 CAAA1605</b>                         | 1/2" Dr. Extension Bar - 5" (L)   |       |          |
| <b>1 CAHA1678</b>                         | 1/2" Dr. Universal Joint  |       |          |
| <b>1 CTCK1630</b>                         | 1/2" Dr. Sliding T-Handle - 12" (L)   |       |          |
| <b>1 CJBG1627</b>                         | 1/2" Dr. 36 Teeth Reversible Ratchet Handle with Quick Release                  |       |          |
| <b>METAL CASE: W324 x D149 x H48 (mm)</b> |   |       |          |

# Hand Sockets, Bit Sockets & Accessories

**50PCS**  
1/4" DR. Socket Set (METRIC)  
1/4"



| ITEM NO.  | 6PT  | Satin | GCAD5005 |
|---|------|-------|----------|
|   | 12PT | Satin | GCAD5006 |
| <b>CONTENTS</b>   |      |       |          |
| <ul style="list-style-type: none"> <li>10 BAEA0805-0813<br/>1/4" Dr. 6PT Flank Sockets<br/>5, 5.5, 6, 7, 8, 9, 10, 11, 12, 13 mm</li> <li>8 BAEE0806-0813<br/>1/4" Dr. 6PT Flank Deep Sockets<br/>6, 7, 8, 9, 10, 11, 12, 13 mm</li> <li>3 FSBA0801-0803<br/>1/4" Hex Shank Phillips Insert Bits<br/>PH1, PH2, PH3</li> <li>3 FSCA0801-0803<br/>1/4" Hex Shank Pozzi Insert Bits<br/>PZ1, PZ2, PZ3</li> <li>5 FSAA0803-0808<br/>1/4" Hex Shank Slotted Insert Bits<br/>3, 4, 5, 5.5, 6.5, 8 mm</li> <li>5 FSDA0803-0808<br/>1/4" Hex Shank Hexagon Insert Bits<br/>3, 4, 5, 6, 8 mm</li> <li>5 FSEA0808-0840<br/>1/4" Hex Shank Star Insert Bits<br/>T8, T10, T15, T20, T25, T27, T30, T40</li> <li>1 FTAB0808<br/>1/4" Dr. x 1/4" (H) Quick Change Bit Holder</li> <li>2 CAAA0802 &amp; 0806<br/>1/4" Dr. Extension Bar - 2" &amp; 6" (L)</li> <li>1 CAHA0840<br/>1/4" Dr. Universal Joint</li> <li>1 CTCK0811<br/>1/4" Dr. Sliding T-Handle</li> <li>1 CAIP0816<br/>1/4" Dr. Spinner Handle</li> <li>1 CFKA0806<br/>1/4" Dr. Swivel Handle - 6" (L)</li> <li>1 CJBG0815<br/>1/4" Dr. 36 Teeth Reversible Ratchet Handle with Quick Release</li> </ul> |      |       |          |
| METAL CASE: W370 x D154 x H50 (mm)  |      |       |          |

**50PCS**  
1/4" DR. Socket Set (METRIC)  
1/4"



| ITEM NO.  | 6PT  | Satin | GCAD5003 |
|---|------|-------|----------|
|   | 12PT | Satin | GCAD5004 |
| <b>CONTENTS</b>   |      |       |          |
| <ul style="list-style-type: none"> <li>10 BAEA0805-0813<br/>1/4" Dr. 6PT Flank Sockets<br/>5, 5.5, 6, 7, 8, 9, 10, 11, 12, 13 mm</li> <li>8 BAEE0806-0813<br/>1/4" Dr. 6PT Flank Deep Sockets<br/>6, 7, 8, 9, 10, 11, 12, 13 mm</li> <li>3 FSBA0801-0803<br/>1/4" Hex Shank Phillips Insert Bits<br/>PH1, PH2, PH3</li> <li>3 FSCA0801-0803<br/>1/4" Hex Shank Pozzi Insert Bits<br/>PZ1, PZ2, PZ3</li> <li>5 FSAA0803-0808<br/>1/4" Hex Shank Slotted Insert Bits<br/>3, 4, 5, 5.5, 6.5, 8 mm</li> <li>5 FSDA0803-0808<br/>1/4" Hex Shank Hexagon Insert Bits<br/>3, 4, 5, 6, 8 mm</li> <li>5 FSEA0808-0840<br/>1/4" Hex Shank Star Insert Bits<br/>T8, T10, T15, T20, T25, T27, T30, T40</li> <li>1 FTAB0808<br/>1/4" Dr. x 1/4" (H) Quick Change Bit Holder</li> <li>2 CAAA0802 &amp; 0806<br/>1/4" Dr. Extension Bar - 2" &amp; 6" (L)</li> <li>1 CAHA0840<br/>1/4" Dr. Universal Joint</li> <li>1 CTCK0811<br/>1/4" Dr. Sliding T-Handle</li> <li>1 CAIP0816<br/>1/4" Dr. Spinner Handle</li> <li>1 CFKA0806<br/>1/4" Dr. Swivel Handle - 6" (L)</li> <li>1 CJBG0815<br/>1/4" Dr. 36 Teeth Reversible Ratchet Handle with Quick Release</li> </ul> |      |       |          |
| METAL CASE: W370 x D154 x H50 (mm)  |      |       |          |

**50PCS**  
1/4" DR. Socket Set (METRIC)  
1/4"



| ITEM NO.  | 6PT  | Satin | GCAD5001 |
|---|------|-------|----------|
|   | 12PT | Satin | GCAD5002 |
| <b>CONTENTS</b>   |      |       |          |
| <ul style="list-style-type: none"> <li>10 BAEA0805-0813<br/>1/4" Dr. 6PT Flank Sockets<br/>5, 5.5, 6, 7, 8, 9, 10, 11, 12, 13 mm</li> <li>8 BAEE0806-0813<br/>1/4" Dr. 6PT Flank Deep Sockets<br/>6, 7, 8, 9, 10, 11, 12, 13 mm</li> <li>3 FSBA0801-0803<br/>1/4" Hex Shank Phillips Insert Bits<br/>PH1, PH2, PH3</li> <li>3 FSCA0801-0803<br/>1/4" Hex Shank Pozzi Insert Bits<br/>PZ1, PZ2, PZ3</li> <li>5 FSAA0803-0808<br/>1/4" Hex Shank Slotted Insert Bits<br/>3, 4, 5, 5.5, 6.5, 8 mm</li> <li>5 FSDA0803-0808<br/>1/4" Hex Shank Hexagon Insert Bits<br/>3, 4, 5, 6, 8 mm</li> <li>5 FSEA0808-0840<br/>1/4" Hex Shank Star Insert Bits<br/>T8, T10, T15, T20, T25, T27, T30, T40</li> <li>1 FTAB0808<br/>1/4" Dr. x 1/4" (H) Quick Change Bit Holder</li> <li>2 CAAA0802 &amp; 0806<br/>1/4" Dr. Extension Bar - 2" &amp; 6" (L)</li> <li>1 CAHA0840<br/>1/4" Dr. Universal Joint</li> <li>1 CTCK0811<br/>1/4" Dr. Sliding T-Handle</li> <li>1 CAIP0816<br/>1/4" Dr. Spinner Handle</li> <li>1 CFAE0806<br/>1/4" Dr. Swivel Handle - 6" (L)</li> <li>1 CHUG0812<br/>1/4" Dr. 36 Teeth Reversible Ratchet Handle with Quick Release</li> </ul> |      |       |          |
| METAL CASE: W370 x D154 x H50 (mm)  |      |       |          |

**50PCS**  
1/4" DR. Socket Set (SAE)  
1/4"



| ITEM NO.  | 6PT  | Mirror | GCAD5007 |
|---|------|--------|----------|
|   | 12PT | Mirror | GCAD5008 |
| <b>CONTENTS</b>   |      |        |          |
| <ul style="list-style-type: none"> <li>10 BBEA0806-0818<br/>1/4" Dr. 6PT Flank Sockets<br/>3/16", 7/32", 1/4", 9/32", 5/16", 11/32", 3/8", 7/16", 1/2", 9/16"</li> <li>8 BBEE0807-0816<br/>1/4" Dr. 6PT Flank Deep Sockets<br/>7/32", 1/4", 9/32", 5/16", 11/32", 3/8", 7/16", 1/2"</li> <li>3 FSBA0801-0803<br/>1/4" Hex Shank Phillips Insert Bits<br/>PH1, PH2, PH3</li> <li>3 FSCA0801-0803<br/>1/4" Hex Shank Pozzi Insert Bits<br/>PZ1, PZ2, PZ3</li> <li>5 FSAA0803-0808<br/>1/4" Hex Shank Slotted Insert Bits<br/>3, 4, 5, 5.5, 6.5, 8 mm</li> <li>5 FSDA0803-0808<br/>1/4" Hex Shank Hexagon Insert Bits<br/>3, 4, 5, 6, 8 mm</li> <li>5 FSEA0808-0840<br/>1/4" Hex Shank Star Insert Bits<br/>T8, T10, T15, T20, T25, T27, T30, T40</li> <li>1 FTAB0808<br/>1/4" Dr. x 1/4" (H) Quick Change Bit Holder</li> <li>2 CAAA0802 &amp; 0806<br/>1/4" Dr. Extension Bar - 2" &amp; 6" (L)</li> <li>1 CAHA0840<br/>1/4" Dr. Universal Joint</li> <li>1 CTCK0811<br/>1/4" Dr. Sliding T-Handle</li> <li>1 CAIP0816<br/>1/4" Dr. Spinner Handle</li> <li>1 CFAC0806<br/>1/4" Dr. Swivel Handle - 6" (L)</li> <li>1 CHAG0813<br/>1/4" Dr. 36 Teeth Reversible Ratchet Handle with Quick Release</li> </ul> |      |        |          |
| METAL CASE: W370 x D154 x H50 (mm)  |      |        |          |

**24PCS**  
1/2" DR. Bit Socket Set  
1/2"



| ITEM NO.   | Satin | GAAD2402 |
|--|-------|----------|
| <b>CONTENTS</b>  |       |          |
| <ul style="list-style-type: none"> <li>7 BCDA1604-1612<br/>1/2" Dr. Hex Bit Sockets<br/>4, 5, 6, 7, 8, 10, 12 mm</li> <li>5 BCCA1608-1616<br/>1/2" Dr. Slotted Bit Sockets<br/>8, 10, 12, 14, 16 mm</li> <li>3 BCAA16P2-16P4<br/>1/2" Dr. Phillips Bit Sockets<br/>PH2, PH3, PH4</li> <li>3 BCFA1620-1660<br/>1/2" Dr. Star Bit Sockets<br/>T20, T25, T27, T30, T40, T45, T50, T55, T60</li> </ul> |       |          |
| METAL CASE: W370 x D154 x H50 (mm)   |       |          |

**24PCS**  
1/2" DR. Bit Socket Set  
1/2"



| ITEM NO.  | Satin | GAAD2404 |
|---|-------|----------|
| <b>CONTENTS</b>   |       |          |
| <ul style="list-style-type: none"> <li>2 BCAA16P2 &amp; 16P3<br/>1/2" Dr. Phillips Bit Sockets<br/>PH2 &amp; PH3</li> <li>7 BCDA1604-1612<br/>1/2" Dr. Hex Bit Sockets<br/>4, 5, 6, 7, 8, 10, 12 mm</li> <li>5 BCHA1606-1616<br/>1/2" Dr. Spline Bit Sockets<br/>M6, M8, M10, M12, M14, M16</li> <li>3 BCFA1620-1660<br/>1/2" Dr. Star Bit Sockets<br/>T20, T25, T27, T30, T40, T45, T50, T55, T60</li> </ul> |       |          |
| METAL CASE: W370 x D154 x H50 (mm)  |       |          |

# Hand Sockets, Bit Sockets & Accessories

**20PCS**  
3/8" DR. Socket Set (METRIC)  
3/8"



| ITEM NO.  | 6PT  | Satin | GCAD2006 |
|---|------|-------|----------|
|   | 12PT | Satin | GCAD2007 |
| <b>CONTENTS</b> 6 (SET)   |      |       |          |
| 13 BAEA1208-1222<br>3/8" Dr. 6PT Flank Sockets<br>8, 9, 10, 11, 12, 13, 14, 15, 17, 18, 19, 21, 22 mm |      |       |          |
| 2 CAAA1203 & 1206<br>3/8" Dr. Extension Bar - 3" & 6" (L)   |      |       |          |
| 1 CAHA1254<br>3/8" Dr. Universal Joint  |      |       |          |
| 1 CTCK1220<br>3/8" Dr. Sliding T-Handle - 8" (L)  |      |       |          |
| 1 BAAR1216<br>3/8" Dr. Spark Plug Socket - 16 mm  |      |       |          |
| 1 CFKA1210<br>3/8" Dr. Swivel Handle - 10" (L)  |      |       |          |
| 1 CJBG1220<br>3/8" Dr. 36 Teeth Reversible Ratchet Handle with Quick Release                          |      |       |          |
| METAL CASE: W370 x D154 x H50 (mm)  |      |       |          |

**20PCS**  
3/8" DR. Socket Set (METRIC)  
3/8"



| ITEM NO.  | 6PT  | Mirror | GCAD2001 | Satin | GCAD2004 |
|---|------|--------|----------|-------|----------|
|   | 12PT | Satin  | GCAD2005 |       |          |
| <b>CONTENTS</b> 6 (SET)   |      |        |          |       |          |
| 13 BAEA1208-1222<br>3/8" Dr. 6PT Flank Sockets<br>8, 9, 10, 11, 12, 13, 14, 15, 17, 18, 19, 21, 22 mm |      |        |          |       |          |
| 2 CAAA1203 & 1206<br>3/8" Dr. Extension Bar - 3" & 6" (L)   |      |        |          |       |          |
| 1 CAHA1254<br>3/8" Dr. Universal Joint  |      |        |          |       |          |
| 1 CTCK1220<br>3/8" Dr. Sliding T-Handle - 8" (L)  |      |        |          |       |          |
| 1 BAAR1216<br>3/8" Dr. Spark Plug Socket - 16 mm  |      |        |          |       |          |
| 1 CFAC1210<br>3/8" Dr. Swivel Handle - 10" (L)  |      |        |          |       |          |
| 1 CHAG1218 - Mirror   |      |        |          |       |          |
| 3/8" Dr. 36 Teeth Reversible Ratchet Handle with Quick Release  |      |        |          |       |          |
| 1 CJBG1220 - Satin  |      |        |          |       |          |
| 3/8" Dr. 36 Teeth Reversible Ratchet Handle with Quick Release  |      |        |          |       |          |
| METAL CASE: W370 x D154 x H50 (mm)  |      |        |          |       |          |

**12PCS**  
1/2" DR. Bit Socket Set  
1/2"



| ITEM NO.   | Satin | GAAD1202 |
|--|-------|----------|
| <b>CONTENTS</b> 6 (SET)  |       |          |
| 1 BCTA1605<br>1/2" Dr. Extra Long Hex Bit Socket<br>5 mm (L=180mm)                           |       |          |
| 2 BCEA1607 & 1608<br>1/2" Dr. Long Hex Bit Sockets<br>7 & 8 mm (L=100mm)                     |       |          |
| 2 BCIA1606 & 1610<br>1/2" Dr. Extra Long Hex Bit Sockets<br>6 & 10 mm (L=140mm)              |       |          |
| 4 BCJA1606-1612<br>1/2" Dr. Long Spline Bit Sockets<br>M6, M8, M10, M12 (L=100mm)            |       |          |
| 2 BCKA1640 & 1645<br>1/2" Dr. Extra Long Star Tamperproof Bit Sockets<br>T40 & T45 (L=120mm) |       |          |
| 1 BCVA1655<br>1/2" Dr. Extra Long Star Tamperproof Bit Socket<br>T55 (L=140mm)               |       |          |
| METAL CASE: W370 x D154 x H50 (mm)   |       |          |

**25PCS**  
3/8" DR. Socket Set  
3/8"



| ITEM NO.  | 6PT  | Mirror | GCAD2501 | Satin | GCAD2502 |
|---|------|--------|----------|-------|----------|
|   | 12PT | Satin  | GCAD2504 |       |          |
| <b>CONTENTS</b> 6 (SET)   |      |        |          |       |          |
| 13 BAEA1206-1224<br>3/8" Dr. 6PT Flank Sockets<br>6, 7, 8, 9, 10, 11, 12, 13, 14, 15, 16, 17, 18, 19, 20, 21, 22, 24 mm |      |        |          |       |          |
| 2 CAAA1203 & 1206<br>3/8" Dr. Extension Bar - 3" & 6" (L)   |      |        |          |       |          |
| 1 CAHA1254<br>3/8" Dr. Universal Joint  |      |        |          |       |          |
| 2 BAAT1216 & 1221<br>3/8" Dr. Magnetic Spark Plug Sockets - 16 & 21 mm  |      |        |          |       |          |
| 1 CJBG1220<br>3/8" Dr. 36 Teeth Reversible Ratchet Handle with Quick Release  |      |        |          |       |          |
| 1 CTCK1220<br>3/8" Dr. Sliding T-Handle   |      |        |          |       |          |
| METAL CASE: W370 x D154 x H50 (mm)  |      |        |          |       |          |

**20PCS**  
3/8" DR. Socket Set (METRIC)  
3/8"



| ITEM NO.  | 6PT  | Satin | GCAD2002 |
|---|------|-------|----------|
|   | 12PT | Satin | GCAD2003 |
| <b>CONTENTS</b> 6 (SET)   |      |       |          |
| 13 BAEA1208-1222<br>3/8" Dr. 6PT Flank Sockets<br>8, 9, 10, 11, 12, 13, 14, 15, 17, 18, 19, 21, 22 mm |      |       |          |
| 2 CAAA1203 & 1206<br>3/8" Dr. Extension Bar - 3" & 6" (L)   |      |       |          |
| 1 CAHA1254<br>3/8" Dr. Universal Joint  |      |       |          |
| 1 CTCK1220<br>3/8" Dr. Sliding T-Handle - 8" (L)  |      |       |          |
| 1 BAAR1216<br>3/8" Dr. Spark Plug Socket - 16 mm  |      |       |          |
| 1 CFAE1210<br>3/8" Dr. Swivel Handle - 10" (L)  |      |       |          |
| 1 CHUG1218<br>3/8" Dr. 36 Teeth Reversible Ratchet Handle with Quick Release                          |      |       |          |
| METAL CASE: W370 x D154 x H50 (mm)  |      |       |          |

**33PCS**  
3/8" DR. Socket Set (METRIC & SAE)  
3/8"



| ITEM NO.  | 6PT | Satin | GCAD3303 |
|---|-----|-------|----------|
| <b>CONTENTS</b> 3 (SET)   |     |       |          |
| 13 BAEA1208-1222<br>3/8" Dr. 6PT Flank Sockets<br>8, 10, 12, 13, 14, 16, 17, 18, 19, 21, 22 mm                              |     |       |          |
| 11 BBEA1210-1228<br>3/8" Dr. 6PT Flank Sockets<br>5/16", 3/8", 7/16", 1/2", 9/16", 5/8", 11/16", 3/4", 25/32", 13/16", 7/8" |     |       |          |
| 1 CAHA1254<br>3/8" Dr. Universal Joint  |     |       |          |
| 2 CAAA1203-1210<br>3/8" Dr. Extension Bar - 3", 6", 10" (L)   |     |       |          |
| 1 CTCJ1208<br>3/8" Dr. Sliding T-Handle With Quick Release - 8" (L)   |     |       |          |
| 1 CFKA1210<br>3/8" Dr. Swivel Handle - 10" (L)  |     |       |          |
| 2 BAAR1216 & 1221<br>3/8" Dr. Spark Plug Sockets - 16 & 21 mm   |     |       |          |
| 1 CJBG1220<br>3/8" Dr. 36 Teeth Reversible Ratchet Handle with Quick Release  |     |       |          |
| 1 CAIP0816<br>1/4" Dr. Spinner Handle   |     |       |          |
| 1 CAEB0812<br>1/4"(F) x 3/8"(M) Dr. Adapter   |     |       |          |
| METAL CASE: W445 x D188 x H50 (mm)  |     |       |          |

**38PCS**  
1/2" DR. Socket Set (METRIC & SAE)  
1/2"



| ITEM NO.  | 6PT | Satin | GCAD3803 |
|---|-----|-------|----------|
| <b>CONTENTS</b> 3 (SET)   |     |       |          |
| 13 BAEA1608-1632<br>1/2" Dr. 6PT Flank Sockets<br>8, 10, 11, 12, 13, 14, 15, 16, 17, 18, 19, 21, 22, 24, 27, 29, 30, 32 mm                        |     |       |          |
| 14 BBEA1612-1640<br>1/2" Dr. 6PT Flank Sockets<br>3/8", 7/16", 1/2", 9/16", 5/8", 11/16", 3/4", 13/16", 7/8", 15/16", 1", 1-1/16", 1-1/8", 1-1/4" |     |       |          |
| 1 CAHA1678<br>1/2" Dr. Universal Joint  |     |       |          |
| 2 CAAA1603 & 1610<br>1/2" Dr. Extension Bar - 3" & 10" (L)  |     |       |          |
| 1 CFKA1615<br>1/2" Dr. Swivel Handle - 15" (L)  |     |       |          |
| 1 CJBG1627<br>1/2" Dr. 36 Teeth Reversible Ratchet Handle with Quick Release  |     |       |          |
| 1 CAGA1216<br>3/8"(F) x 1/2"(M) Dr. 3-Way Adapter   |     |       |          |
| METAL CASE: W445 x D188 x H50 (mm)  |     |       |          |



# Hand Sockets, Bit Sockets & Accessories

**25PCS**  
1/2" DR. Socket Set (METRIC)  
1/2"



| ITEM NO.   | 6PT  | Satin | GCAD2511 |
|--|------|-------|----------|
|  | 12PT | Satin | GCAD2512 |
| <b>CONTENTS</b> 3 (SET)  |      |       |          |
| <b>18 BAEA1610-1632</b><br>1/2" Dr. 6PT Flank Sockets<br>10, 11, 12, 13, 14, 15, 16, 17, 18, 19, 20, 21, 22, 23, 24, 27, 30, 32 mm |      |       |          |
| <b>2 CAAA1605 &amp; 1610</b><br>1/2" Dr. Extension Bar - 5" & 10" (L)  |      |       |          |
| <b>1 CAHA1678</b><br>1/2" Dr. Universal Joint  |      |       |          |
| <b>1 CTCK1630</b><br>1/2" Dr. Sliding T-Handle - 12" (L)   |      |       |          |
| <b>1 BAAR1621</b><br>1/2" Dr. Spark Plug Socket - 21 mm  |      |       |          |
| <b>1 CFKA1615</b><br>1/2" Dr. Swivel Handle - 15" (L)  |      |       |          |
| <b>1 CJBG1627</b><br>1/2" Dr. 36 Teeth Reversible Ratchet Handle with Quick Release  |      |       |          |
| <b>METAL CASE: W445 x D188 x H50 (mm)</b>  |      |       |          |

**25PCS**  
1/2" DR. Socket Set (METRIC)  
1/2"



| ITEM NO.  | 6PT  | Mirror | GCAD2505 | Satin | GCAD2507 |
|---|------|--------|----------|-------|----------|
|   | 12PT | Mirror | GCAD2506 | Satin | GCAD2508 |
| <b>CONTENTS</b> 3 (SET)   |      |        |          |       |          |
| <b>18 BAEA1608-1632</b><br>1/2" Dr. 6PT Flank Sockets<br>8, 10, 11, 12, 13, 14, 15, 16, 17, 18, 19, 21, 22, 23, 24, 27, 30, 32 mm |      |        |          |       |          |
| <b>2 CAAA1605 &amp; 1610</b><br>1/2" Dr. Extension Bar - 5" & 10" (L)   |      |        |          |       |          |
| <b>1 CAHA1678</b><br>1/2" Dr. Universal Joint   |      |        |          |       |          |
| <b>1 CTCK1630</b><br>1/2" Dr. Sliding T-Handle - 12" (L)  |      |        |          |       |          |
| <b>1 BAAR1621</b><br>1/2" Dr. Spark Plug Socket - 21 mm   |      |        |          |       |          |
| <b>1 CFAC1615</b><br>1/2" Dr. Swivel Handle - 15" (L)   |      |        |          |       |          |
| <b>1 CHAG1626 - Mirror</b>  |      |        |          |       |          |
| <b>1/2" Dr. 36 Teeth Reversible Ratchet Handle with Quick Release</b>   |      |        |          |       |          |
| <b>CJBG1627 - Satin</b>   |      |        |          |       |          |
| <b>1/2" Dr. 36 Teeth Reversible Ratchet Handle with Quick Release</b>   |      |        |          |       |          |
| <b>METAL CASE: W445 x D188 x H50 (mm)</b>   |      |        |          |       |          |

**25PCS**  
1/2" DR. Socket Set (METRIC)  
1/2"



| ITEM NO.  | 6PT  | Satin | GCAD2509 |
|---|------|-------|----------|
|   | 12PT | Satin | GCAD2510 |
| <b>CONTENTS</b> 3 (SET)   |      |       |          |
| <b>18 BAEA1608-1632</b><br>1/2" Dr. 6PT Flank Sockets<br>8, 10, 11, 12, 13, 14, 15, 16, 17, 18, 19, 21, 22, 23, 24, 27, 30, 32 mm |      |       |          |
| <b>2 CAAA1605 &amp; 1610</b><br>1/2" Dr. Extension Bar - 5" & 10" (L)   |      |       |          |
| <b>1 CAHA1678</b><br>1/2" Dr. Universal Joint   |      |       |          |
| <b>1 CTCK1630</b><br>1/2" Dr. Sliding T-Handle - 12" (L)  |      |       |          |
| <b>1 BAAR1621</b><br>1/2" Dr. Spark Plug Socket - 21 mm   |      |       |          |
| <b>1 CFAE1615</b><br>1/2" Dr. Swivel Handle - 15" (L)   |      |       |          |
| <b>1 CHUG1626</b><br>1/2" Dr. 36 Teeth Reversible Ratchet Handle with Quick Release   |      |       |          |
| <b>METAL CASE: W445 x D188 x H50 (mm)</b>   |      |       |          |

**25PCS**  
1/2" DR. Socket Set (SAE)  
1/2"




| ITEM NO.   | 6PT  | Mirror | GCAD2513 |
|--|------|--------|----------|
|  | 12PT | Mirror | GCAD2514 |
| <b>CONTENTS</b> 3 (SET)  |      |        |          |
| <b>18 BBEA1610-1640</b><br>1/2" Dr. 6PT Flank Sockets<br>5/16", 3/8", 7/16", 1/2", 9/16", 19/32", 5/8", 11/16", 3/4", 25/32", 13/16", 7/8", 15/16", 1", 1-1/16", 1-1/8", 1-3/16", 1-1/4" |      |        |          |
| <b>2 CAAA1605 &amp; 1610</b><br>1/2" Dr. Extension Bar - 5" & 10" (L)  |      |        |          |
| <b>1 CAHA1678</b><br>1/2" Dr. Universal Joint  |      |        |          |
| <b>1 CTCK1630</b><br>1/2" Dr. Sliding T-Handle - 12" (L)   |      |        |          |
| <b>1 BBAR1626</b><br>1/2" Dr. Spark Plug Socket - 13/16"   |      |        |          |
| <b>1 CFAC1615</b><br>1/2" Dr. Swivel Handle - 15" (L)  |      |        |          |
| <b>1 CHAG1626</b><br>1/2" Dr. 36 Teeth Reversible Ratchet Handle with Quick Release  |      |        |          |
| <b>METAL CASE: W445 x D188 x H50 (mm)</b>  |      |        |          |

**24PCS**  
1/2" DR. Socket Set  
1/2"



| ITEM NO.   | 6PT  | Mirror | GCAD2401 | Satin | GCAD2403 |
|--|------|--------|----------|-------|----------|
|  | 12PT | Satin  | GCAD2404 |       |          |
| <b>CONTENTS</b> 3 (SET)  |      |        |          |       |          |
| <b>18 BAEA1608-1632</b><br>1/2" Dr. 6PT Flank Sockets<br>8, 9, 10, 11, 12, 13, 14, 15, 16, 17, 19, 21, 22, 23, 24, 27, 30, 32 mm |      |        |          |       |          |
| <b>2 CAAA1605 &amp; 1610</b><br>1/2" Dr. Extension Bar - 5" & 10" (L)  |      |        |          |       |          |
| <b>1 CTCK1625</b><br>1/2" Dr. Sliding T-Handle - 10" (L)   |      |        |          |       |          |
| <b>1 CAHA1678</b><br>1/2" Dr. Universal Joint  |      |        |          |       |          |
| <b>1 CFAC1615</b><br>1/2" Dr. Swivel Handle  |      |        |          |       |          |
| <b>1 CHAG1626 - Mirror</b>   |      |        |          |       |          |
| <b>1/2" Dr. 36 Teeth Reversible Ratchet Handle with Quick Release</b>  |      |        |          |       |          |
| <b>CJBG1627 - Satin</b>  |      |        |          |       |          |
| <b>1/2" Dr. 36 Teeth Reversible Ratchet Handle with Quick Release</b>  |      |        |          |       |          |
| <b>METAL CASE: W445 x D188 x H50 (mm)</b>  |      |        |          |       |          |

**26PCS**  
1/2" DR. Socket Set  
1/2"



| ITEM NO.   | 6PT  | Mirror | GCAD2601 | Satin | GCAD2603 |
|--|------|--------|----------|-------|----------|
|  | 12PT | Mirror | GCAD2602 | Satin | GCAD2604 |
| <b>CONTENTS</b> 3 (SET)  |      |        |          |       |          |
| <b>20 BAEA1610-1632</b><br>1/2" Dr. 6PT Flank Sockets<br>10, 11, 12, 13, 14, 15, 16, 17, 18, 19, 20, 21, 22, 23, 24, 25, 26, 27, 30, 32 mm |      |        |          |       |          |
| <b>1 CAHA1678</b><br>1/2" Dr. Universal Joint  |      |        |          |       |          |
| <b>2 CAAA1605 &amp; 1610</b><br>1/2" Dr. Extension Bar - 5" & 10" (L)  |      |        |          |       |          |
| <b>1 CTCK1625</b><br>1/2" Dr. Sliding T-Handle - 10" (L)   |      |        |          |       |          |
| <b>1 CADC1642</b><br>1/2" Dr. Speed Brace  |      |        |          |       |          |
| <b>1 CHAG1626 - Mirror</b>   |      |        |          |       |          |
| <b>1/2" Dr. 36 Teeth Reversible Ratchet Handle with Quick Release</b>  |      |        |          |       |          |
| <b>CJBG1627 - Satin</b>  |      |        |          |       |          |
| <b>1/2" Dr. 36 Teeth Reversible Ratchet Handle with Quick Release</b>  |      |        |          |       |          |
| <b>METAL CASE: W445 x D188 x H50 (mm)</b>  |      |        |          |       |          |

**22PCS**  
1/2" DR. Flank Deep Socket Set  
1/2"



| ITEM NO.  | 6PT | Satin | GAAD2202 |
|---|-----|-------|----------|
| <b>CONTENTS</b> 3 (SET)   |     |       |          |
| <b>20 BAE1608-1632</b><br>1/2" Dr. 6PT Flank Deep Sockets<br>8, 10, 11, 12, 13, 14, 15, 17, 18, 19, 20, 21, 22, 23, 24, 26, 27, 29, 30, 32 mm |     |       |          |
| <b>2 BAAT1616 &amp; 1621</b><br>1/2" Dr. Magnetic Spark Plug Sockets - 16 & 21 mm   |     |       |          |
| <b>METAL CASE: W445 x D188 x H50 (mm)</b>   |     |       |          |

**72PCS**  
1/4" DR. Socket & Ball Point Hex Key Wrench Set  
1/4"



| ITEM NO.   | 6PT | Satin | GCAD7202 |
|--|-----|-------|----------|
| <b>CONTENTS</b> 3 (SET)  |     |       |          |
| <b>13 BAEA0804-0814</b><br>1/4" Dr. 6PT Flank Sockets<br>4, 4.5, 5, 5.5, 6, 7, 8, 9, 10, 11, 12, 13, 14 mm     |     |       |          |
| <b>13 BAE0804-0814</b><br>1/4" Dr. 6PT Flank Deep Sockets<br>4, 4.5, 5, 5.5, 6, 7, 8, 9, 10, 11, 12, 13, 14 mm |     |       |          |
| <b>7 BCDA082E-0808</b><br>1/4" Dr. Hex Bit Sockets<br>2.5, 3, 4, 5, 6, 7, 8 mm                                 |     |       |          |
| <b>6 BCCA0803-0808</b><br>1/4" Dr. Slotted Bit Sockets<br>3, 4, 4.5, 5.5, 6.5, 8 mm                            |     |       |          |
| <b>5 BCAA08P0-08P4</b><br>1/4" Dr. Phillips Bit Sockets<br>PH0, PH1, PH2, PH3, PH4                             |     |       |          |
| <b>4 BCBA08P0-08P3</b><br>1/4" Dr. Pozidriv Bit Sockets<br>PZ0, PZ1, PZ2, PZ3                                  |     |       |          |
| <b>8 BCFA0808-0840</b><br>1/4" Dr. Star Bit Sockets<br>T8, T10, T15, T20, T25, T27, T30, T40                   |     |       |          |
| <b>1 CTCK0811</b><br>1/4" Dr. Sliding T-Handle   |     |       |          |
| <b>1 CAHA0840</b><br>1/4" Dr. Universal Joint  |     |       |          |
| <b>1 CAIA0815</b><br>1/4" Dr. Spinner Handle   |     |       |          |
| <b>1 GAAL0916</b><br>Long Type Ball Point Hex Key Wrench Set   |     |       |          |
| <b>1 CJB0815</b><br>1/4" Dr. 72 Teeth Reversible Ratchet Handle with Quick Release                             |     |       |          |
| <b>3 CAAA0802-0806</b><br>1/4" Dr. Extension Bar - 2", 4", 6" (L)  |     |       |          |
| <b>METAL CASE: W445 x D188 x H50 (mm)</b>  |     |       |          |

# Hand Sockets, Bit Sockets & Accessories

**14PCS Professional Grade**  
3/4" Dr. 6PT Flank Socket Set (METRIC)  
3/4"



| ITEM NO.  | 6PT | Satin | GCAD1405 | 1 (SET) |
|---|-----|-------|----------|---------|
| <b>CONTENTS</b>   |     |       |          |         |
| 10 BAEA2422-2450<br>3/4" Dr. 6PT Flank Sockets<br>22, 24, 27, 30, 32, 36, 38, 41, 46, 50 mm   |     |       |          |         |
| 2 CAAO2404 & 2408<br>3/4" Dr. Extension Bar - 4" & 8" (L)                                     |     |       |          |         |
| 1 CTCA2451<br>3/4" Dr. Sliding T-Handle - 20" (L)   |     |       |          |         |
| 1 CHNC2420<br>3/4" Dr. 24 Teeth Reversible Ratchet with Tube Handle (Quick Release) - 20" (L) |     |       |          |         |
| METAL CASE: W536 x D178 x H79 (mm)  |     |       |          |         |

**14PCS Professional Grade**  
3/4" Dr. 12PT Flank Socket Set (METRIC)  
3/4"



| ITEM NO.  | 12PT | Satin | GCAD1406 | 1 (SET) |
|---|------|-------|----------|---------|
| <b>CONTENTS</b>   |      |       |          |         |
| 10 BAE2422-2450<br>3/4" Dr. 12PT Flank Sockets<br>22, 24, 27, 30, 32, 36, 38, 41, 46, 50 mm   |      |       |          |         |
| 2 CAAO2404 & 2408<br>3/4" Dr. Extension Bar - 4" & 8" (L)                                     |      |       |          |         |
| 1 CTCA2451<br>3/4" Dr. Sliding T-Handle - 20" (L)   |      |       |          |         |
| 1 CHNC2420<br>3/4" Dr. 24 Teeth Reversible Ratchet with Tube Handle (Quick Release) - 20" (L) |      |       |          |         |
| METAL CASE: W536 x D178 x H79 (mm)  |      |       |          |         |

**14PCS Professional Grade**  
3/4" Dr. 12PT Flank Socket Set (SAE)  
3/4"



| ITEM NO.   | 12PT | Satin | GCAD1407 | 1 (SET) |
|--|------|-------|----------|---------|
| <b>CONTENTS</b>  |      |       |          |         |
| 10 BBEB2428-2464<br>3/4" Dr. 12PT Flank Sockets<br>7/8", 15/16", 1", 1-1/8", 1-1/4", 1-7/16", 1-1/2", 1-5/8", 1-3/4", 2" |      |       |          |         |
| 2 CAAO2404 & 2408<br>3/4" Dr. Extension Bar - 4" & 8" (L)  |      |       |          |         |
| 1 CTCA2451<br>3/4" Dr. Sliding T-Handle - 20" (L)  |      |       |          |         |
| 1 CHNC2420<br>3/4" Dr. 24 Teeth Reversible Ratchet with Tube Handle (Quick Release) - 20" (L)                            |      |       |          |         |
| METAL CASE: W536 x D178 x H79 (mm)   |      |       |          |         |

**26PCS Professional Grade**  
3/4" DR. 12PT Flank Socket Set (METRIC & SAE)  
3/4"



| ITEM NO.   | 12PT | Satin | GCAD2608 | 1 (SET) |
|--|------|-------|----------|---------|
| <b>CONTENTS</b>  |      |       |          |         |
| 10 BAE2422-2450<br>3/4" Dr. 12PT Flank Sockets<br>22, 24, 27, 30, 32, 36, 38, 41, 46, 50 mm                              |      |       |          |         |
| 10 BBEB2428-2464<br>3/4" Dr. 12PT Flank Sockets<br>7/8", 15/16", 1", 1-1/8", 1-1/4", 1-7/16", 1-5/8", 1-3/4", 1-7/8", 2" |      |       |          |         |
| 2 CAAO2404 & 2408<br>3/4" Dr. Extension Bar - 4" & 8" (L)  |      |       |          |         |
| 1 CTCA2451<br>3/4" Dr. Sliding T-Handle - 20" (L)  |      |       |          |         |
| 1 CHNC2420<br>3/4" Dr. 24 Teeth Reversible Ratchet with Tube Handle (Quick Release) - 20" (L)                            |      |       |          |         |
| METAL CASE: W536 x D178 x H79 (mm)   |      |       |          |         |

**24PCS Professional Grade**  
3/4" DR. 12PT Flank Socket Set (SAE)  
3/4"



| ITEM NO.  | 12PT | Satin | GCAD2405 | 1 (SET) |
|---|------|-------|----------|---------|
| <b>CONTENTS</b>   |      |       |          |         |
| 10 BBEB2424-2464<br>3/4" Dr. 12PT Flank Sockets<br>3/4", 13/16", 7/8", 15/16", 1", 1-1/16", 1-1/8", 1-3/16", 1-1/4", 1-5/16", 1-3/8", 1-7/16", 1-1/2", 1-5/8", 1-11/16", 1-3/4", 1-7/8", 2" |      |       |          |         |
| 2 CAAO2404 & 2408<br>3/4" Dr. Extension Bar - 4" & 8" (L)   |      |       |          |         |
| 1 CTCA2446<br>3/4" Dr. Sliding T-Handle - 18" (L)   |      |       |          |         |
| 1 CHNC2420<br>3/4" Dr. 24 Teeth Reversible Ratchet with Tube Handle (Quick Release) - 20" (L)   |      |       |          |         |
| 1 CFAC2418<br>3/4" Dr. Swivel Handle - 18" (L)  |      |       |          |         |
| 1 CAHA24A0<br>3/4" Dr. Universal Joint  |      |       |          |         |
| METAL CASE: W536 x D178 x H79 (mm)  |      |       |          |         |



**14PCS Professional Grade**  
1" DR. 6PT Flank Socket Set (METRIC)  
1"



| ITEM NO.   | 6PT | Satin | GCAD1403 | 1 (SET) |
|--|-----|-------|----------|---------|
| <b>CONTENTS</b>  |     |       |          |         |
| 10 BAEA3236-3280<br>1" Dr. 6PT Flank Sockets<br>36, 41, 46, 50, 55, 60, 65, 70, 75, 80 mm                    |     |       |          |         |
| 2 CABA3208 & 3216<br>1" Dr. Extension Bar with Quick Release - 8" & 16" (L)                                  |     |       |          |         |
| 1 CHES3208<br>1" Dr. 43 Teeth Reversible Ratchet with Adjustable Tube Handle (Quick Release) - 500-800mm (L) |     |       |          |         |
| 1 CTCJ3222<br>1" Dr. Sliding T-Handle with Quick Release - 22" (L)   |     |       |          |         |
| METAL CASE: W660 x D205 x H108 (mm)  |     |       |          |         |

**14PCS Professional Grade**  
1" DR. 6PT Socket Set (METRIC)  
1"



| ITEM NO.  | 6PT | Satin | GCAD1402 | 1 (SET) |
|---|-----|-------|----------|---------|
| <b>CONTENTS</b>   |     |       |          |         |
| 10 BAEA3236-3280<br>1" Dr. 6PT Flank Sockets<br>36, 41, 46, 50, 55, 60, 65, 70, 75, 80 mm   |     |       |          |         |
| 2 CAAO3208 & 3216<br>1" Dr. Extension Bar - 8" & 16" (L)                                    |     |       |          |         |
| 1 CHNC3232<br>1" Dr. 24 Teeth Reversible Ratchet with Tube Handle (Quick Release) - 32" (L) |     |       |          |         |
| 1 CTCK3222<br>1" Dr. Sliding T-Handle - 22" (L)   |     |       |          |         |
| METAL CASE: W660 x D205 x H108 (mm)   |     |       |          |         |

**14PCS Professional Grade**  
1" DR. 6PT Flank Socket Set (METRIC)  
1"



| ITEM NO.  | 6PT | Satin | GCAD1404 | 1 (SET) |
|---|-----|-------|----------|---------|
| <b>CONTENTS</b>   |     |       |          |         |
| 10 BAEA3236-3280<br>1" Dr. 6PT Flank Sockets<br>36, 41, 46, 50, 55, 60, 65, 70, 75, 80 mm |     |       |          |         |
| 2 CAAO3208 & 3216<br>1" Dr. Extension Bar - 8" & 16" (L)                                  |     |       |          |         |
| 1 CHND3226<br>1" Dr. 24 Teeth Reversible Ratchet with Tube Handle - 26" (L)               |     |       |          |         |
| 1 CAGA3232<br>1" Dr. 3-Way Adapter: 1"(F) x 1"(M) x 34mm - 74mm (L)                       |     |       |          |         |
| METAL CASE: W660 x D205 x H108 (mm)   |     |       |          |         |



# Hand Sockets, Bit Sockets & Accessories

## METAL TOOL BOX SET



**54PCS**  
1/4" DR. Socket Set (METRIC & SAE)  
1/4"



| ITEM NO.   | 6PT | Satin | GBA5440 | 4 (SET) |
|--|-----|-------|---------|---------|
| <b>CONTENTS</b>  |     |       |         |         |
| 13 BAEA0804-0814<br>1/4" Dr. 6PT Flank Sockets<br>4, 4.5, 5, 5.5, 6, 7, 8, 9, 10, 11, 12, 13, 14 mm                              |     |       |         |         |
| 13 BAAE0804-0814<br>1/4" Dr. 6PT Flank Deep Sockets<br>4, 4.5, 5, 5.5, 6, 7, 8, 9, 10, 11, 12, 13, 14 mm                         |     |       |         |         |
| 11 BBEA0805-0818<br>1/4" Dr. 6PT Flank Sockets<br>5/32", 3/16", 7/32", 1/4", 9/32", 5/16", 11/32", 3/8", 7/16", 1/2", 9/16"      |     |       |         |         |
| 11 BBEE0805-0818<br>1/4" Dr. 6PT Flank Deep Sockets<br>5/32", 3/16", 7/32", 1/4", 9/32", 5/16", 11/32", 3/8", 7/16", 1/2", 9/16" |     |       |         |         |
| 1 CAHA0840<br>1/4" Dr. Universal Joint   |     |       |         |         |
| 2 CAAA0802 & 0806<br>1/4" Dr. Extension Bar - 2" & 6" (L)  |     |       |         |         |
| 1 CAIP0816<br>1/4" Dr. Spinner Handle  |     |       |         |         |
| 1 CTCK0811<br>1/4" Dr. Sliding T-Handle  |     |       |         |         |
| 1 CJB0815<br>1/4" Dr. 72 Teeth Reversible Ratchet Handle with Quick Release  |     |       |         |         |
| METAL CASE: W361 x D137 x H53 (mm)   |     |       |         |         |

**35PCS**  
3/8" DR. Socket Set  
3/8"



| ITEM NO.  | 6PT | Satin | GBB3514 | 4 (SET) |
|---|-----|-------|---------|---------|
| <b>CONTENTS</b>   |     |       |         |         |
| 18 BAEA1206-1224<br>3/8" Dr. 6PT Flank Sockets<br>6, 7, 8, 9, 10, 11, 12, 13, 14, 15, 16, 17, 18, 19, 20, 21, 22, 24 mm |     |       |         |         |
| 8 BAAE1208-1219<br>3/8" Dr. 6PT Flank Deep Sockets<br>8, 10, 11, 12, 13, 14, 17, 19 mm                                  |     |       |         |         |
| 2 BAAT1216 & 1221<br>3/8" Dr. Magnetic Spark Plug Sockets - 16 & 21 mm  |     |       |         |         |
| 2 CAAA1203 & 1206<br>3/8" Dr. Extension Bar - 3" & 6" (L)   |     |       |         |         |
| 1 CTCK1220<br>3/8" Dr. Sliding T-Handle   |     |       |         |         |
| 1 CAEA1612<br>1/2"(F) x 3/8"(M) Dr. Adapter   |     |       |         |         |
| 1 CAHA1254<br>3/8" Dr. Universal Joint  |     |       |         |         |
| 1 CFAC1210<br>3/8" Dr. Swivel Handle - 10" (L)  |     |       |         |         |
| 1 CJBG1220<br>3/8" Dr. 36 Teeth Reversible Ratchet Handle with Quick Release  |     |       |         |         |
| METAL CASE: W417 x D176 x H53 (mm)  |     |       |         |         |

**25PCS**  
1/2" DR. Flank Socket Set  
1/2"



| ITEM NO.  | 6PT | Satin | GBB2515 | 4 (SET) |
|---|-----|-------|---------|---------|
| <b>CONTENTS</b>   |     |       |         |         |
| 15 BAEA1608-1632<br>1/2" Dr. 6PT Flank Sockets<br>8, 9, 10, 11, 12, 13, 14, 15, 16, 17, 18, 19, 21, 22, 23, 24, 27, 30, 32 mm |     |       |         |         |
| 2 CAAA1605 & 1610<br>1/2" Dr. Extension Bar - 5" & 10" (L)  |     |       |         |         |
| 1 CTCK1625<br>1/2" Dr. Sliding T-Handle - 10" (L)   |     |       |         |         |
| 1 CAHA1678<br>1/2" Dr. Universal Joint  |     |       |         |         |
| 1 CFAC1615<br>1/2" Dr. Swivel Handle - 15" (L)  |     |       |         |         |
| 1 CJBG1627<br>1/2" Dr. 36 Teeth Reversible Ratchet Handle with Quick Release  |     |       |         |         |
| METAL CASE: W417 x D176 x H53 (mm)  |     |       |         |         |

**41PCS** Professional Grade  
1/2" DR. Socket Set  
1/2"



| ITEM NO.  | 6PT | Satin | GCAD4102 | 3 (SET) |
|---|-----|-------|----------|---------|
| <b>CONTENTS</b>   |     |       |          |         |
| 24 BAEA1608-1632<br>1/2" Dr. 6PT Flank Sockets<br>8, 9, 10, 11, 12, 13, 14, 15, 16, 17, 18, 19, 20, 21, 22, 23, 24, 25, 26, 27, 28, 29, 30, 32 mm |     |       |          |         |
| 8 BAAE1610-1622<br>1/2" Dr. 6PT Flank Deep Sockets<br>10, 11, 12, 13, 14, 15, 17, 19, 22 mm   |     |       |          |         |
| 2 BAAR1616 & 1621<br>1/2" Dr. Spark Plug Sockets - 16 & 21 mm   |     |       |          |         |
| 2 CAAA1605 & 1610<br>1/2" Dr. Extension Bar - 5" & 10" (L)  |     |       |          |         |
| 1 CAHA1678<br>1/2" Dr. Universal Joint  |     |       |          |         |
| 1 CFAC1615<br>1/2" Dr. Swivel Handle  |     |       |          |         |
| 1 CTCK1625<br>1/2" Dr. Sliding T-Handle - 10" (L)   |     |       |          |         |
| 1 CMBG1627<br>1/2" Dr. 36 Teeth Reversible Ratchet Handle with Quick Release  |     |       |          |         |
| METAL CASE: W480 x D290 x H60 (mm)  |     |       |          |         |

**46PCS** Professional Grade  
1/2" DR. Socket Set (METRIC & SAE)  
1/2"



| ITEM NO.  | 6PT | Mirror | GCAD4601 | Satin | GCAD4602 | 3 (SET) |
|---|-----|--------|----------|-------|----------|---------|
| <b>CONTENTS</b>   |     |        |          |       |          |         |
| 24 BAEA1608-1632<br>1/2" Dr. 6PT Flank Sockets<br>8, 9, 10, 11, 12, 13, 14, 15, 16, 17, 18, 19, 20, 21, 22, 23, 24, 25, 26, 27, 28, 29, 30, 32 mm |     |        |          |       |          |         |
| 11 BBEA1612-1640<br>1/2" Dr. 6PT Flank Sockets<br>3/8", 7/16", 1/2", 9/16", 5/8", 11/16", 3/4", 13/16", 7/8", 15/16", 1", 1-1/8", 1-3/16", 1-1/4" |     |        |          |       |          |         |
| 2 BAAT1616 & 1621<br>1/2" Dr. Magnetic Spark Plug Sockets - 16 & 21 mm  |     |        |          |       |          |         |
| 1 CAHA1678<br>1/2" Dr. Universal Joint  |     |        |          |       |          |         |
| 1 CFAC1615<br>1/2" Dr. Swivel Handle  |     |        |          |       |          |         |
| 1 CMBG1627<br>1/2" Dr. 36 Teeth Reversible Ratchet Handle with Quick Release  |     |        |          |       |          |         |
| 2 CAAA1605 & 1610<br>1/2" Dr. Extension Bar - 5" & 10" (L)  |     |        |          |       |          |         |
| 1 CTCK1625<br>1/2" Dr. Sliding T-Handle - 10" (L)   |     |        |          |       |          |         |
| METAL CASE: W480 x D290 x H60 (mm)  |     |        |          |       |          |         |



**TOPTUL**  
NEW METAL TOOL BOX SET

**Hand Sockets, Bit Sockets & Accessories**



**TOPTUL**  
PROFESSIONAL SOCKET SET SERIES

**18PCS**  
1/4" DR. 12PT Socket Set (SAE)  
1/4"



GCAD1811

| ITEM NO.  | 12PT | Mirror | GCAD1811 | Mirror | GCAD1818 |
|---|------|--------|----------|--------|----------|
| <b>CONTENTS</b>   |      |        |          |        | 10 (SET) |
| 10 BBE0806-0818   |      |        |          |        |          |
| 1/4" Dr. 12PT Flank Sockets<br>3/16", 7/32", 1/4", 9/32", 5/16", 11/32", 3/8", 7/16", 1/2", 9/16" |      |        |          |        |          |
| 3 CAAA0802-0806   |      |        |          |        |          |
| 1/4" Dr. Extension Bar - 2", 4", 6" (L)   |      |        |          |        |          |
| 1 CAHA0840  |      |        |          |        |          |
| 1/4" Dr. Universal Joint  |      |        |          |        |          |
| 1 CAEA0812  |      |        |          |        |          |
| 1/4"(F) x 3/8"(M) Dr. Adapter   |      |        |          |        |          |
| 1 CTCK0811  |      |        |          |        |          |
| 1/4" Dr. Sliding T-Handle   |      |        |          |        |          |
| 1 CFAC0806  |      |        |          |        |          |
| 1/4" Dr. Swivel Handle  |      |        |          |        |          |
| 1 CHAG0813 - GCAD1818   |      |        |          |        |          |
| 1/4" Dr. 36 Teeth Reversible Ratchet Handle with Quick Release                                    |      |        |          |        |          |
| 1 CJBG0815 - GCAD1811   |      |        |          |        |          |
| 1/4" Dr. 36 Teeth Reversible Ratchet Handle with Quick Release                                    |      |        |          |        |          |

METAL CASE: W221 x D129 x H44 (mm)

**18PCS**  
1/4" DR. 12PT Socket Set (SAE)  
1/4"



GCAD1813

| ITEM NO.   | 12PT | Mirror | GCAD1813 | Mirror | GCAD1817 |
|--|------|--------|----------|--------|----------|
| <b>CONTENTS</b>  |      |        |          |        | 10 (SET) |
| 10 BBF0806-0818  |      |        |          |        |          |
| 1/4" Dr. 12PT Flank Deep Sockets<br>3/16", 7/32", 1/4", 9/32", 5/16", 11/32", 3/8", 7/16", 1/2", 9/16" |      |        |          |        |          |
| 3 CAAA0802-0806  |      |        |          |        |          |
| 1/4" Dr. Extension Bar - 2", 4", 6" (L)  |      |        |          |        |          |
| 1 CAHA0840   |      |        |          |        |          |
| 1/4" Dr. Universal Joint   |      |        |          |        |          |
| 1 CAEA0812   |      |        |          |        |          |
| 1/4"(F) x 3/8"(M) Dr. Adapter  |      |        |          |        |          |
| 1 CTCK0811   |      |        |          |        |          |
| 1/4" Dr. Sliding T-Handle  |      |        |          |        |          |
| 1 CFAC0806   |      |        |          |        |          |
| 1/4" Dr. Swivel Handle   |      |        |          |        |          |
| 1 CHAG0813 - GCAD1817  |      |        |          |        |          |
| 1/4" Dr. 36 Teeth Reversible Ratchet Handle with Quick Release   |      |        |          |        |          |
| 1 CJBG0815 - GCAD1813  |      |        |          |        |          |
| 1/4" Dr. 36 Teeth Reversible Ratchet Handle with Quick Release   |      |        |          |        |          |

METAL CASE: W221 x D129 x H44 (mm)

**31PCS**  
1/4" DR. Socket Set  
1/4"



| ITEM NO.  | 6PT | Mirror | GCAD3101 | Satin | GCAD3102 |
|---|-----|--------|----------|-------|----------|
| <b>CONTENTS</b>   |     |        |          |       | 10 (SET) |
| 11 BAEA0804-0814  |     |        |          |       |          |
| 1/4" Dr. 6PT Flank Sockets<br>4, 5, 6, 7, 8, 9, 10, 11, 12, 13, 14 mm |     |        |          |       |          |
| 3 BCBA08P1-08P3   |     |        |          |       |          |
| 1/4" Dr. Pozid Bit Sockets - PZ1, PZ2, PZ3                            |     |        |          |       |          |
| 3 BCAA08P1-08P3   |     |        |          |       |          |
| 1/4" Dr. Phillips Bit Sockets - PH1, PH2, PH3                         |     |        |          |       |          |
| 3 BCCA0804-0806   |     |        |          |       |          |
| 1/4" Dr. Slotted Bit Sockets - 4, 5.5, 6.5 mm                         |     |        |          |       |          |
| 3 BCDA0803-0808   |     |        |          |       |          |
| 1/4" Dr. Hex Bit Sockets - 3, 4, 5, 6, 8 mm                           |     |        |          |       |          |
| 1 CAIP0816  |     |        |          |       |          |
| 1/4" Dr. Spinner Handle   |     |        |          |       |          |
| 1 CJBG0815  |     |        |          |       |          |
| 1/4" Dr. 36 Teeth Reversible Ratchet Handle with Quick Release        |     |        |          |       |          |
| 2 CAAA0802 & 0806   |     |        |          |       |          |
| 1/4" Dr. Extension Bar - 2" & 6" (L)                                  |     |        |          |       |          |
| 1 CAHA0840  |     |        |          |       |          |
| 1/4" Dr. Universal Joint  |     |        |          |       |          |
| 1 CTCK0811  |     |        |          |       |          |
| 1/4" Dr. Sliding T-Handle   |     |        |          |       |          |

METAL CASE: W221 x D129 x H44 (mm)

**18PCS**  
1/4" DR. 6PT Socket Set (METRIC)  
1/4"



| ITEM NO.   | 6PT | Satin | GCAD1822 |
|--|-----|-------|----------|
| <b>CONTENTS</b>  |     |       | 10 (SET) |
| 10 BAE0804-0813  |     |       |          |
| 1/4" Dr. 6PT Flank Deep Sockets<br>4, 5, 6, 7, 8, 9, 10, 11, 12, 13 mm |     |       |          |
| 3 CAAA0802-0806  |     |       |          |
| 1/4" Dr. Extension Bar - 2", 4", 6" (L)                                |     |       |          |
| 1 CAHA0840   |     |       |          |
| 1/4" Dr. Universal Joint   |     |       |          |
| 1 CAEA0812   |     |       |          |
| 1/4"(F) x 3/8"(M) Dr. Adapter  |     |       |          |
| 1 CTCK0811   |     |       |          |
| 1/4" Dr. Sliding T-Handle  |     |       |          |
| 1 CFAC0806   |     |       |          |
| 1/4" Dr. Swivel Handle   |     |       |          |
| 1 CJBG0815   |     |       |          |
| 1/4" Dr. 36 Teeth Reversible Ratchet Handle with Quick Release         |     |       |          |

METAL CASE: W221 x D129 x H44 (mm)

**38PCS**  
1/4" DR. Socket Set  
1/4"



Stubby 19.5mmL One-Piece Construction Bit Sockets

- Made of SNM+V Alloy Steel
- Black Phosphate Finish
- Ideal for Use in Confined Spaces

| ITEM NO.  | 6PT | Satin | GCAD3801 |
|---|-----|-------|----------|
| <b>CONTENTS</b>   |     |       | 10 (SET) |
| 12 BAEA0804-0813  |     |       |          |
| 1/4" Dr. 6PT Flank Sockets<br>4, 4.5, 5, 5.5, 6, 7, 8, 9, 10, 11, 12, 13 mm         |     |       |          |
| 1 CAHA0840  |     |       |          |
| 1/4" Dr. Universal Joint  |     |       |          |
| 2 CAAA0802 & 0804   |     |       |          |
| 1/4" Dr. Extension Bar - 2" & 4"(L)   |     |       |          |
| 1 CTCK0811  |     |       |          |
| 1/4" Dr. Sliding T-Handle   |     |       |          |
| 1 S135  |     |       |          |
| 1/4" Dr. 36 Teeth Reversible Ratchet Handle with Quick Release                      |     |       |          |
| 1 CAIP0816  |     |       |          |
| 1/4" Dr. Spinner Handle   |     |       |          |
| 1 BAED0804-0810   |     |       |          |
| 1/4" Dr. Star Sockets<br>E4, E5, E6, E7, E8, E10                                    |     |       |          |
| 1 BCFB0808-0840   |     |       |          |
| 1/4" Dr. One-Piece Stubby Star Bit Sockets<br>T8, T10, T15, T20, T25, T27, T30, T40 |     |       |          |
| 1 BCDB0803-0808   |     |       |          |
| 1/4" Dr. One-Piece Stubby Hex Bit Sockets<br>3, 4, 5, 6, 7, 8 mm                    |     |       |          |

METAL CASE: W221 x D129 x H44 (mm)

**29PCS**  
1/4" DR. Socket Set (METRIC & SAE)  
1/4"



| ITEM NO.   | 6PT | Mirror | GCAD2901 | Satin | GCAD2902 |
|--|-----|--------|----------|-------|----------|
| <b>CONTENTS</b>  |     |        |          |       | 10 (SET) |
| 10 BAEA0804-0814   |     |        |          |       |          |
| 1/4" Dr. 6PT Flank Sockets<br>4, 4.5, 5, 5.5, 6, 7, 8, 9, 10, 11, 12, 13, 14 mm                  |     |        |          |       |          |
| 10 BBEA0806-0818   |     |        |          |       |          |
| 1/4" Dr. 6PT Flank Sockets<br>3/16", 7/32", 1/4", 9/32", 5/16", 11/32", 3/8", 7/16", 1/2", 9/16" |     |        |          |       |          |
| 1 CAIP0816   |     |        |          |       |          |
| 1/4" Dr. Spinner Handle  |     |        |          |       |          |
| 1 CJBG0815   |     |        |          |       |          |
| 1/4" Dr. 36 Teeth Reversible Ratchet Handle with Quick Release                                   |     |        |          |       |          |
| 2 CAAA0802 & 0806  |     |        |          |       |          |
| 1/4" Dr. Extension Bar - 2" & 6" (L)   |     |        |          |       |          |
| 1 CAHA0840   |     |        |          |       |          |
| 1/4" Dr. Universal Joint   |     |        |          |       |          |
| 1 CTCK0811   |     |        |          |       |          |
| 1/4" Dr. Sliding T-Handle  |     |        |          |       |          |

METAL CASE: W221 x D129 x H44 (mm)

# Hand Sockets, Bit Sockets & Accessories

32PCS

1/4" DR. Socket Set

1/4"



| ITEM NO.  | 6PT  | Satin | GCAD3202 |
|---|------|-------|----------|
|   | 12PT | Satin | GCAD3203 |
| <b>CONTENTS</b> 10 (SET)  |      |       |          |
| 13 BAEA0804-0814<br>1/4" Dr. 6PT Flank Sockets<br>4, 4.5, 5, 5.5, 6, 7, 8, 9, 10, 11, 12, 13, 14 mm |      |       |          |
| 3 BCAA08P1-08P3<br>1/4" Dr. Phillips Bit Sockets<br>PH1, PH2, PH3                                   |      |       |          |
| 4 BCCA0803-086E<br>1/4" Dr. Slotted Bit Sockets<br>3, 4.5, 5.5, 6.5 mm                              |      |       |          |
| 4 BCDA0803-0808<br>1/4" Dr. Hex Bit Sockets<br>3, 4, 5, 6, 7, 8 mm                                  |      |       |          |
| 2 CAAA0802 & 0804<br>1/4" Dr. Extension Bar - 2" & 4" (L)   |      |       |          |
| 1 CTCK0811<br>1/4" Dr. Sliding T-Handle   |      |       |          |
| 1 CAHA0840<br>1/4" Dr. Universal Joint  |      |       |          |
| 1 CAIP0816<br>1/4" Dr. Spinner Handle   |      |       |          |
| 1 CJBG0815<br>1/4" Dr. 36 Teeth Reversible Ratchet Handle with Quick Release                        |      |       |          |
| METAL CASE: W221 x D129 x H44 (mm)  |      |       |          |

32PCS

1/4" DR. Socket Set

1/4"



| ITEM NO.  | 6PT  | Satin | GCAD3204 |
|---|------|-------|----------|
|   | 12PT | Satin | GCAD3205 |
| <b>CONTENTS</b> 10 (SET)  |      |       |          |
| 13 BAEA0804-0814<br>1/4" Dr. 6PT Flank Sockets<br>4, 4.5, 5, 5.5, 6, 7, 8, 9, 10, 11, 12, 13, 14 mm |      |       |          |
| 7 BCFA0810-0840<br>1/4" Dr. Star Bit Sockets<br>T10, T15, T20, T25, T27, T30, T40                   |      |       |          |
| 4 BCDA0803-0808<br>1/4" Dr. Hex Bit Sockets<br>3, 4, 5, 6, 7, 8 mm                                  |      |       |          |
| 2 CAAA0802 & 0804<br>1/4" Dr. Extension Bar - 2" & 4" (L)   |      |       |          |
| 1 CTCK0811<br>1/4" Dr. Sliding T-Handle   |      |       |          |
| 1 CAHA0840<br>1/4" Dr. Universal Joint  |      |       |          |
| 1 CAIP0816<br>1/4" Dr. Spinner Handle   |      |       |          |
| 1 CJBG0815<br>1/4" Dr. 36 Teeth Reversible Ratchet Handle with Quick Release                        |      |       |          |
| METAL CASE: W221 x D129 x H44 (mm)  |      |       |          |

40PCS

1/4" & 3/8" DR. Socket Set (METRIC & SAE)

1/4"

3/8"



| ITEM NO.   | 6PT | Satin | GCAD4004 |
|--|-----|-------|----------|
| <b>CONTENTS</b> 6 (SET)  |     |       |          |
| 4 BAEA0804-0812<br>1/4" Dr. 6PT Flank Sockets<br>4, 5, 6, 7, 8, 9, 10, 12 mm                                 |     |       |          |
| 3 BBEA0806-0816<br>1/4" Dr. 6PT Flank Sockets<br>3/16", 7/32", 1/4", 9/32", 5/16", 11/32", 3/8", 7/16", 1/2" |     |       |          |
| 10 BAEA1209-1219<br>3/8" Dr. 6PT Flank Sockets<br>9, 10, 11, 12, 13, 14, 16, 17, 18, 19 mm                   |     |       |          |
| 7 BBEA1212-1224<br>3/8" Dr. 6PT Flank Sockets<br>3/8", 7/16", 1/2", 9/16", 5/8", 11/16", 3/4"                |     |       |          |
| 1 BAAR1216<br>3/8" Dr. Spark Plug Socket - 16mm  |     |       |          |
| 1 CJBG1220<br>3/8" Dr. 36 Teeth Reversible Ratchet Handle with Quick Release                                 |     |       |          |
| 1 CAAA1203<br>3/8" Dr. Extension Bar - 3" (L)  |     |       |          |
| 1 ALAC1212<br>3/8" Dr. Disc  |     |       |          |
| 1 CAIP0816<br>1/4" Dr. Spinner Handle  |     |       |          |
| 1 CAEB1208<br>3/8"(F) x 1/4"(M) Dr. Adapter  |     |       |          |
| METAL CASE: W380 x D140 x H52 (mm)   |     |       |          |

18PCS

3/8" DR. Socket Set

3/8"



| ITEM NO.   | 6PT  | Mirror | GCAD1806 | Satin | GCAD1805 |
|--|------|--------|----------|-------|----------|
|  | 12PT | Satin  | GCAD1815 |       |          |
| <b>CONTENTS</b> 6 (SET)  |      |        |          |       |          |
| 13 BAEA1206-1224<br>3/8" Dr. 6PT Flank Sockets<br>6, 7, 8, 10, 11, 12, 13, 14, 17, 19, 21, 22, 24 mm |      |        |          |       |          |
| 1 CAHA1254<br>3/8" Dr. Universal Joint   |      |        |          |       |          |
| 1 CJBG1220<br>3/8" Dr. 36 Teeth Reversible Ratchet Handle with Quick Release                         |      |        |          |       |          |
| 2 CAAA1203 & 1206<br>3/8" Dr. Extension Bar - 3" & 6" (L)  |      |        |          |       |          |
| 1 CFAC1210<br>3/8" Dr. Swivel Handle - 10" (L)   |      |        |          |       |          |
| METAL CASE: W380 x D140 x H52 (mm)   |      |        |          |       |          |

15PCS

1/2" DR. Socket Set

1/2"



| ITEM NO.   | 6PT | Mirror | GCAD1502 | Satin | GCAD1501 |
|--|-----|--------|----------|-------|----------|
| <b>CONTENTS</b> 6 (SET)  |     |        |          |       |          |
| 11 BAEA1608-1624<br>1/2" Dr. 6PT Flank Sockets<br>8, 10, 11, 12, 13, 14, 17, 19, 21, 22, 24 mm |     |        |          |       |          |
| 1 CAHA1678<br>1/2" Dr. Universal Joint   |     |        |          |       |          |
| 2 CAAA1603 & 1605<br>1/2" Dr. Extension Bar - 3" & 5" (L)                                      |     |        |          |       |          |
| 1 CJBG1627<br>1/2" Dr. 36 Teeth Reversible Ratchet Handle with Quick Release                   |     |        |          |       |          |
| METAL CASE: W380 x D140 x H52 (mm)   |     |        |          |       |          |

39PCS

3/8" DR. Socket Set

3/8"



| ITEM NO.  | 6PT | Satin | GCAD3902 |
|---|-----|-------|----------|
| <b>CONTENTS</b> 3 (SET)   |     |       |          |
| 11 BAEA1208-1222<br>3/8" Dr. 6PT Flank Sockets<br>8, 9, 10, 11, 12, 13, 14, 15, 16, 17, 18, 19, 20, 21, 22 mm |     |       |          |
| 4 BAE1208-1219<br>3/8" Dr. 6PT Flank Deep Sockets<br>8, 10, 12, 13, 17, 19 mm                                 |     |       |          |
| 2 CAAA1203 & 1206<br>3/8" Dr. Extension Bar - 3" & 6" (L)   |     |       |          |
| 2 BAAT1216 & 1221<br>3/8" Dr. Magnetic Spark Plug Sockets - 16 & 21 mm  |     |       |          |
| 2 BCDA1205 & 1206<br>3/8" Dr. Hex Bit Sockets - 5 & 6 mm  |     |       |          |
| 1 BDDA1208<br>3/8" Dr. Hex Bit Socket - 1/4"  |     |       |          |
| 2 BCFA1215 & 1220<br>3/8" Dr. Star Bit Sockets - T15 & T20  |     |       |          |
| 2 BCAA12P1 & 12P2<br>3/8" Dr. Phillips Bit Sockets - PH1 & PH2  |     |       |          |
| 2 BCBA12P1 & 12P2<br>3/8" Dr. Pozidriv Bit Sockets - PZ1 & PZ2  |     |       |          |
| 1 BCCA125E<br>3/8" Dr. Slotted Bit Socket - 5.5 mm  |     |       |          |
| 1 CAHA1254<br>3/8" Dr. Universal Joint  |     |       |          |
| 1 CAEA1216<br>3/8"(F) x 1/2"(M) Dr. Adapter   |     |       |          |
| 1 CTCJ1208<br>3/8" Dr. Sliding T-Handle With Quick Release  |     |       |          |
| 1 CJBM1220<br>3/8" Dr. 72 Teeth Reversible Ratchet Handle with Quick Release                                  |     |       |          |
| METAL CASE: W440 x D190 x H52 (mm)  |     |       |          |

5PCS

Ratchet Handle Set



| ITEM NO.   | Satin | GCAD0501 |
|--|-------|----------|
| <b>CONTENTS</b> 6 (SET)  |       |          |
| 3 CJLN0816-1632<br>72 Teeth Ratchet Handles - 1/4", 3/8", 1/2" Drive   |       |          |
| 2 BAAT1216 & 1221<br>3/8" Dr. Magnetic Spark Plug Sockets - 16 & 21 mm |       |          |
| METAL CASE: W380 x D140 x H52 (mm)                                     |       |          |

34PCS

3/8" DR. Socket Set (METRIC & SAE)

3/8"



| ITEM NO.  | 6PT | Satin | GCAD3403 |
|---|-----|-------|----------|
| <b>CONTENTS</b> 3 (SET)   |     |       |          |
| 11 BAEA1208-1222<br>3/8" Dr. 6PT Flank Sockets<br>8, 10, 12, 13, 14, 16, 17, 18, 19, 21, 22 mm                              |     |       |          |
| 11 BBEA1210-1228<br>3/8" Dr. 6PT Flank Sockets<br>5/16", 3/8", 7/16", 1/2", 9/16", 5/8", 11/16", 3/4", 25/32", 13/16", 7/8" |     |       |          |
| 2 BAAR1216 & 1221<br>3/8" Dr. Spark Plug Sockets - 16 & 21mm  |     |       |          |
| 1 CJBG1220<br>3/8" Dr. 36 Teeth Reversible Ratchet Handle with Quick Release  |     |       |          |
| 2 CAAA1203-1210<br>3/8" Dr. Extension Bar - 3", 6", 10" (L)   |     |       |          |
| 1 CTCJ1208<br>3/8" Dr. Sliding T-Handle with Quick Release  |     |       |          |
| 1 CFKA1210<br>3/8" Dr. Swivel Handle  |     |       |          |
| 1 CAHA1254<br>3/8" Dr. Universal Joint  |     |       |          |
| 1 CADC1240<br>3/8" Dr. Speed Brace  |     |       |          |
| 1 CAEB0812<br>1/4"(F) x 3/8"(M) Dr. Adapter   |     |       |          |
| 1 CAIP0816<br>1/4" Dr. Spinner Handle   |     |       |          |
| METAL CASE: W440 x D190 x H52 (mm)  |     |       |          |

# Hand Sockets, Bit Sockets & Accessories

**34PCS**  
1/4" & 1/2" DR. Socket Set  
1/4"  
1/2"



| ITEM NO.  | 6PT | Mirror | GCAD3401 | Satin | GCAD3402 |
|---|-----|--------|----------|-------|----------|
| <b>CONTENTS</b>   |     |        |          |       | 3 (SET)  |
| 10 BAEA0805-0813  |     |        |          |       |          |
| 1/4" Dr. 6PT Flank Sockets  |     |        |          |       |          |
| 5, 5.5, 6, 7, 8, 9, 10, 11, 12, 13 mm                                 |     |        |          |       |          |
| 11 BAEA1610-1632  |     |        |          |       |          |
| 1/2" Dr. 6PT Flank Sockets  |     |        |          |       |          |
| 10, 11, 12, 13, 14, 15, 16, 17, 18, 19, 21, 22, 24, 27, 29, 30, 32 mm |     |        |          |       |          |
| 1 CAAA0804  |     |        |          |       |          |
| 1/4" Dr. Extension Bar - 4" (L)                                       |     |        |          |       |          |
| 1 CAAA1605  |     |        |          |       |          |
| 1/2" Dr. Extension Bar - 5" (L)                                       |     |        |          |       |          |
| 2 CAHA0840 & 1678   |     |        |          |       |          |
| 1/4" & 1/2" Dr. Universal Joint                                       |     |        |          |       |          |
| 1 CTCK0811  |     |        |          |       |          |
| 1/4" Dr. Sliding T-Handle   |     |        |          |       |          |
| 2 CJBG0815 & 1627   |     |        |          |       |          |
| 1/4" & 1/2" Dr. 36 Teeth Reversible Ratchet Handle with Quick Release |     |        |          |       |          |
| METAL CASE: W440 x D190 x H52 (mm)                                    |     |        |          |       |          |

**18PCS**  
1/2" DR. Socket Set (MERIC)  
1/2"



| ITEM NO.   | 6PT | Mirror | GCAD1802 | Satin | GCAD1801 |
|--|-----|--------|----------|-------|----------|
| <b>CONTENTS</b>  |     |        |          |       | 3 (SET)  |
| 12 BAEA1610-1632   |     |        |          |       |          |
| 1/2" Dr. 6PT Flank Sockets                                     |     |        |          |       |          |
| 10, 12, 13, 14, 17, 19, 21, 22, 24, 27, 30, 32 mm              |     |        |          |       |          |
| 1 CAHA1678   |     |        |          |       |          |
| 1/2" Dr. Universal Joint                                       |     |        |          |       |          |
| 3 CAAA1603-1610  |     |        |          |       |          |
| 1/2" Dr. Extension Bar - 3", 5", 10" (L)                       |     |        |          |       |          |
| 1 CJBG1627   |     |        |          |       |          |
| 1/2" Dr. 36 Teeth Reversible Ratchet Handle with Quick Release |     |        |          |       |          |
| 1 CFAC1615   |     |        |          |       |          |
| 1/2" Dr. Swivel Handle - 15" (L)                               |     |        |          |       |          |
| METAL CASE: W440 x D190 x H52 (mm)                             |     |        |          |       |          |

**43PCS**  
1/2" DR. Socket Set (METRIC & SAE)  
1/2"



| ITEM NO.  | 6PT | Satin | GCAD4303 |
|---|-----|-------|----------|
| <b>CONTENTS</b>   |     |       | 3 (SET)  |
| 20 BAEA1608-1632  |     |       |          |
| 1/2" Dr. 6PT Flank Sockets  |     |       |          |
| 8, 10, 11, 12, 13, 14, 15, 16, 17, 18, 19, 21, 22, 23, 24, 26, 27, 29, 30, 32 mm                |     |       |          |
| 14 BBEA1612-1640  |     |       |          |
| 1/2" Dr. 6PT Flank Sockets  |     |       |          |
| 3/8", 7/16", 1/2", 9/16", 5/8", 11/16", 3/4", 13/16", 7/8", 15/16", 1", 1-1/16", 1-1/8", 1-1/4" |     |       |          |
| 2 BAAR1616 & 1621   |     |       |          |
| 1/2" Dr. Spark Plug Sockets - 16 & 21 mm  |     |       |          |
| 1 CJBG1627  |     |       |          |
| 1/2" Dr. 36 Teeth Reversible Ratchet Handle with Quick Release                                  |     |       |          |
| 3 CAAA1603-1610   |     |       |          |
| 1/2" Dr. Extension Bar - 3", 5", 10" (L)  |     |       |          |
| 1 CAGA1216  |     |       |          |
| 3/8" (F) x 1/2" (M) Dr. 3-Way Adapter   |     |       |          |
| 1 CFKA1615  |     |       |          |
| 1/2" Dr. Swivel Handle - 15" (L)  |     |       |          |
| 1 CAHA1678  |     |       |          |
| 1/2" Dr. Universal Joint  |     |       |          |
| METAL CASE: W440 x D190 x H52 (mm)  |     |       |          |

**18PCS**  
1/2" DR. Socket Set (SAE)  
1/2"



| ITEM NO.   | 6PT | Mirror | GCAD1810 |
|--|-----|--------|----------|
| <b>CONTENTS</b>  |     |        | 3 (SET)  |
| 12 BBEA1612-1640   |     |        |          |
| 1/2" Dr. 6PT Flank Sockets   |     |        |          |
| 3/8", 7/16", 1/2", 9/16", 11/16", 3/4", 13/16", 7/8", 15/16", 1-1/16", 1-3/16", 1-1/4" |     |        |          |
| 1 CAHA1678   |     |        |          |
| 1/2" Dr. Universal Joint   |     |        |          |
| 3 CAAA1603-1610  |     |        |          |
| 1/2" Dr. Extension Bar - 3", 5", 10" (L)   |     |        |          |
| 1 CJBG1627   |     |        |          |
| 1/2" Dr. 36 Teeth Reversible Ratchet Handle with Quick Release                         |     |        |          |
| 1 CFAC1615   |     |        |          |
| 1/2" Dr. Swivel Handle - 15" (L)   |     |        |          |
| METAL CASE: W440 x D190 x H52 (mm)   |     |        |          |

# Professional Grade 1/4" DR. Flank Socket Set

6 PT

41 PCS

- Bit holder rail swivel upwards for easy access
- EVA form + PP inner tool tray
- Robust, high quality and light weight ABS+TPU material plastic storage tool box



Swivel Mechanism Bit Holder

1/4" DRIVE

## Professional Grade 1/4" DR. Flank Socket Set

| 6PT  | Satin | GADW4101 |
|--|-------|----------|
| <b>CONTENTS</b>  |       | 20 (SET) |
| 13 BAEA0804-0814   |       |          |
| 1/4" Dr. 6PT Flank Sockets                                     |       |          |
| 4, 4.5, 5, 5.5, 6, 7, 8, 9, 10, 11, 12, 13, 14 mm              |       |          |
| 2 CAAA0802 & 0804  |       |          |
| 1/4" Dr. Extension Bar - 2" & 4" (L)                           |       |          |
| 1 CAHA0840   |       |          |
| 1/4" Dr. Universal Joint                                       |       |          |
| 1 CAIP0814   |       |          |
| 1/4" Dr. Spinner Handle  |       |          |
| 1 S135   |       |          |
| 1/4" Dr. 36 Teeth Reversible Ratchet Handle with Quick Release |       |          |
| 1 FTAB0808   |       |          |
| 1/4" Dr. x 1/4" (H) Quick Change Bit Holder (25mmL)            |       |          |
| 1 FSKA0808   |       |          |
| 1/4" (H) x 1/4" Dr. Socket Adapter (25mmL)                     |       |          |
| 3 FSBA0801-0803  |       |          |
| 1/4" Hex Shank Phillips Insert Bits (25mmL)                    |       |          |
| PH1, PH2, PH3  |       |          |
| 3 FSCA0801-0803  |       |          |
| 1/4" Hex Shank Pozzi Insert Bits (25mmL)                       |       |          |
| PZ1, PZ2, PZ3  |       |          |
| 3 FSAA084E-0808  |       |          |
| 1/4" Hex Shank Slotted Insert Bits (25mmL)                     |       |          |
| 4.5, 6.5, 8 mm   |       |          |
| 5 FSDA0803-0808  |       |          |
| 1/4" Hex Shank Hexagon Insert Bits (25mmL)                     |       |          |
| 3, 4, 5, 6, 8 mm   |       |          |
| 7 FSGA0810-0840  |       |          |
| 1/4" Hex Shank Star Tamperproof Insert Bits (25mmL)            |       |          |
| T10, T15, T20, T25, T27, T30, T40                              |       |          |
| PLASTIC BOX: W172 x D105 x H48 (mm)                            |       |          |



# Hand Sockets, Bit Sockets & Accessories

**6 SETS**  
1/4" DR. Mini Ratchet Socket & Bit Set W/Display Box  
1/4"



- Protective PC+ABS Plastic Box
- EPE Form Inner Tool Tray
- 6 Sets Packed in Each Display Color Box



| ITEM NO.   | 6PT | Satin | GABW4301S | 4 (SET) |
|--|-----|-------|-----------|---------|
| <b>CONTENTS</b>  |     |       |           |         |
| <b>GABW4301</b>  |     |       |           |         |
| 43PCS 1/4" DR. Mini Ratchet Socket & Bit Set                       |     |       |           |         |
| <b>Per Set Contents:</b>   |     |       |           |         |
| <b>BAEA085E-0813</b>   |     |       |           |         |
| 1/4" Dr. 6PT Flank Sockets   |     |       |           |         |
| 5.5, 6, 7, 8, 10, 11, 12, 13 mm                                    |     |       |           |         |
| <b>FSA0804-0808</b>  |     |       |           |         |
| 1/4" Hex Shank Slotted Insert Bits                                 |     |       |           |         |
| 4, 5.5, 6.5, 8 mm  |     |       |           |         |
| <b>FSBA0801-0803</b>   |     |       |           |         |
| 1/4" Hex Shank Phillips Insert Bits                                |     |       |           |         |
| PH1, PH2x2pcs, PH3   |     |       |           |         |
| <b>FSCA0801-0803</b>   |     |       |           |         |
| 1/4" Hex Shank Pozzi Insert Bits                                   |     |       |           |         |
| PZ1, PZ2, PZ3  |     |       |           |         |
| <b>FSDA0803-0806</b>   |     |       |           |         |
| 1/4" Hex Shank Hexagon Insert Bits                                 |     |       |           |         |
| 3, 4, 5, 6, 8 mm   |     |       |           |         |
| <b>FSEA0810-0840</b>   |     |       |           |         |
| 1/4" Hex Shank Star Insert Bits                                    |     |       |           |         |
| T10, T15, T20, T25, T27, T30, T40                                  |     |       |           |         |
| <b>FSGA0810-0840</b>   |     |       |           |         |
| 1/4" Hex Shank Star Tamperproof Insert Bits                        |     |       |           |         |
| T10, T15, T20, T25, T27, T30, T40                                  |     |       |           |         |
| <b>FSHA0802</b>  |     |       |           |         |
| 1/4" Hex Shank Square Insert Bits                                  |     |       |           |         |
| SQ2  |     |       |           |         |
| <b>FSKA0808</b>  |     |       |           |         |
| 1/4" (H) x 1/4" Dr. Socket Adapter                                 |     |       |           |         |
| <b>FTDC0808</b>  |     |       |           |         |
| 1/4" x 1/4" Magnetic Power Bit Holder                              |     |       |           |         |
| <b>CAAA0802</b>  |     |       |           |         |
| 1/4" Dr. Extension Bar - 2" (L)                                    |     |       |           |         |
| <b>CJHV0811</b>  |     |       |           |         |
| 1/4" (H) 60 Teeth Flexible Head Mini Reversible Bit Ratchet Handle |     |       |           |         |
| PLASTIC BOX: W133 x D97 x H39 (mm)                                 |     |       |           |         |

**6 SETS**  
1/4" DR. Mini Ratchet Socket & Bit Set W/Display Box  
1/4"



- Protective PC+ABS Plastic Box
- EPE Form Inner Tool Tray
- 6 Sets Packed in Each Display Color Box



| ITEM NO.  | 6PT | Mirror | GABW4101S | 4 (SET) |
|---|-----|--------|-----------|---------|
| <b>CONTENTS</b>   |     |        |           |         |
| <b>GABW4101</b>   |     |        |           |         |
| 41PCS 1/4" DR. Mini Ratchet Socket & Bit Set                                      |     |        |           |         |
| <b>Per Set Contents:</b>  |     |        |           |         |
| <b>BAEA085E-0813</b>  |     |        |           |         |
| 1/4" Dr. 6PT Flank Sockets  |     |        |           |         |
| 5.5, 6, 7, 8, 10, 11, 12, 13 mm   |     |        |           |         |
| <b>FSA0804-086E</b>   |     |        |           |         |
| 1/4" Hex Shank Slotted Insert Bits  |     |        |           |         |
| 4, 5.5, 6.5 mm  |     |        |           |         |
| <b>FSBA0801-0803</b>  |     |        |           |         |
| 1/4" Hex Shank Phillips Insert Bits   |     |        |           |         |
| PH1, PH2x2pcs, PH3  |     |        |           |         |
| <b>FSCA0801-0803</b>  |     |        |           |         |
| 1/4" Hex Shank Pozzi Insert Bits  |     |        |           |         |
| PZ1, PZ2, PZ3   |     |        |           |         |
| <b>FSDA0803-0806</b>  |     |        |           |         |
| 1/4" Hex Shank Hexagon Insert Bits  |     |        |           |         |
| 3, 4, 5, 6 mm   |     |        |           |         |
| <b>FSEA0810-0840</b>  |     |        |           |         |
| 1/4" Hex Shank Star Insert Bits   |     |        |           |         |
| T10, T15, T20, T25, T27, T30, T40   |     |        |           |         |
| <b>FSGA0810-0840</b>  |     |        |           |         |
| 1/4" Hex Shank Star Tamperproof Insert Bits                                       |     |        |           |         |
| T10, T15, T20, T25, T27, T30, T40   |     |        |           |         |
| <b>FSHA0801 &amp; 0802</b>  |     |        |           |         |
| 1/4" Hex Shank Square Insert Bits   |     |        |           |         |
| SQ1 & SQ2   |     |        |           |         |
| <b>FTAB0808</b>   |     |        |           |         |
| 1/4" Dr. x 1/4" (H) Quick Change Bit Holder                                       |     |        |           |         |
| <b>CAAA0803</b>   |     |        |           |         |
| 1/4" Dr. Extension Bar - 3" (L)   |     |        |           |         |
| <b>CJHU0811</b>   |     |        |           |         |
| 1/4" Dr. 60 Teeth Flexible Head Mini Reversible Ratchet Handle with Quick Release |     |        |           |         |
| PLASTIC BOX: W133 x D97 x H39 (mm)  |     |        |           |         |



**13PCS**  
1/4" DR. Mini Ratchet Socket Set  
1/4"



- 1/4" Square Drive Mini Ratchet, Fine 60 teeth ratcheting mechanism with hard-wearing construction, Ideal for use in confined spaces, Push-button quick release feature, Low back-torque design allows faster turning and removal of fastener, Curved handle for easy and comfort grip, Made of chrome Vanadium Alloy Steel, Overall Length: 3-1/2"

| ITEM NO.  | 6PT | Mirror | GABW1301 | 30 (SET) |
|---|-----|--------|----------|----------|
| <b>CONTENTS</b>   |     |        |          |          |
| <b>BAEA0804-0813</b>  |     |        |          |          |
| 1/4" Dr. 6PT Flank Sockets  |     |        |          |          |
| 4, 4.5, 5, 5.5, 6, 7, 8, 9, 10, 11, 12, 13 mm                       |     |        |          |          |
| <b>CHDU0809</b>   |     |        |          |          |
| 1/4" Dr. 60 Teeth Mini Reversible Ratchet Handle with Quick Release |     |        |          |          |
| PLASTIC BOX: W115 x D85 x H37 (mm)                                  |     |        |          |          |

**30PCS**  
1/4" DR. Mini Ratchet Socket & Bit Set  
1/4"



- 1/4" Hex Mini Bit Ratchet, Fine 60 teeth ratcheting mechanism with hard-wearing construction, Ideal for use in confined spaces, Low back-torque design allows faster turning and removal of fastener, Curved handle for easy and comfort grip, Made of chrome Vanadium Alloy Steel, Overall Length: 3-1/2"

| ITEM NO.   | 6PT | Mirror | GABW3001 | 30 (SET) |
|--|-----|--------|----------|----------|
| <b>CONTENTS</b>                                      |     |        |          |          |
| <b>BAEA0804-0808</b>                                 |     |        |          |          |
| 1/4" Dr. 6PT Flank Sockets                           |     |        |          |          |
| 4, 4.5, 5, 5.5, 6, 7, 8 mm                           |     |        |          |          |
| <b>FSA0804-086E</b>                                  |     |        |          |          |
| 1/4" Hex Shank Slotted Insert Bits                   |     |        |          |          |
| 4, 5.5, 6.5 mm                                       |     |        |          |          |
| <b>FSBA0801-0803</b>                                 |     |        |          |          |
| 1/4" Hex Shank Phillips Insert Bits                  |     |        |          |          |
| PH1, PH2x2pcs, PH3                                   |     |        |          |          |
| <b>FSCA0801-0803</b>                                 |     |        |          |          |
| 1/4" Hex Shank Pozzi Insert Bits                     |     |        |          |          |
| PZ1, PZ2, PZ3  |     |        |          |          |
| <b>FSDA0803-0806</b>                                 |     |        |          |          |
| 1/4" Hex Shank Hexagon Insert Bits                   |     |        |          |          |
| 3, 4, 5, 6 mm  |     |        |          |          |
| <b>FSEA0810-0840</b>                                 |     |        |          |          |
| 1/4" Hex Shank Star Insert Bits                      |     |        |          |          |
| T10, T15, T20, T25, T27, T30, T40                    |     |        |          |          |
| <b>FSKA0808</b>                                      |     |        |          |          |
| 1/4" (H) x 1/4" Dr. Socket Adapter                   |     |        |          |          |
| <b>CHDV0809</b>                                      |     |        |          |          |
| 1/4" (H) 60 Teeth Mini Reversible Bit Ratchet Handle |     |        |          |          |
| PLASTIC BOX: W115 x D85 x H37 (mm)                   |     |        |          |          |

**TOPTUL**  
YOUR BEST WORKING PARTNERS

**Hand Sockets, Bit Sockets & Accessories**



**46PCS Professional Grade**  
1/4" DR. Flank Socket Set  
1/4"



| ITEM NO.   | 6PT             | Satin | GCAI4601 |
|--|-----------------|-------|----------|
| <b>CONTENTS</b> 10 (SET)   |                 |       |          |
| 11   | BAEA0804-0813   |       |          |
| 1/4" Dr. 6PT Flank Sockets<br>4, 5, 5.5, 6, 7, 8, 9, 10, 11, 12, 13 mm |                 |       |          |
| 8  | BAEE0805-0813   |       |          |
| 1/4" Dr. 6PT Flank Deep Sockets<br>5, 6, 7, 8, 9, 10, 11, 12, 13 mm    |                 |       |          |
| 1  | CJBG0815        |       |          |
| 1/4" Dr. 36 Teeth Reversible Ratchet Handle with Quick Release         |                 |       |          |
| 1  | CAIP0816        |       |          |
| 1/4" Dr. Spinner Handle  |                 |       |          |
| 2  | CAAA0802 & 0806 |       |          |
| 1/4" Dr. Extension Bar - 2" & 6" (L)                                   |                 |       |          |
| 6  | BCDA0803-0808   |       |          |
| 1/4" Dr. Hex Bit Sockets<br>3, 4, 5, 6, 7, 8 mm                        |                 |       |          |
| 3  | BCCA0804-086E   |       |          |
| 1/4" Dr. Slotted Bit Sockets<br>4, 5.5, 6.5 mm                         |                 |       |          |
| 3  | BCAA08P1-08P3   |       |          |
| 1/4" Dr. Phillips Bit Sockets<br>PH1, PH2, PH3                         |                 |       |          |
| 3  | BCBA08P1-08P3   |       |          |
| 1/4" Dr. Pozzi Bit Sockets<br>PZ1, PZ2, PZ3                            |                 |       |          |
| 7  | BCFA0810-0840   |       |          |
| 1/4" Dr. Star Bit Sockets<br>T10, T15, T20, T25, T27, T30, T40         |                 |       |          |

BLOW CASE: W245 x D160 x H66 (mm)

**51PCS Professional Grade**  
1/4" DR. Flank Socket & Hex Key Wrench Set  
1/4"



| ITEM NO.  | 6PT             | Satin | GCAI5102 |
|---|-----------------|-------|----------|
| <b>CONTENTS</b> 10 (SET)  |                 |       |          |
| 11  | BAEA0804-0814   |       |          |
| 1/4" Dr. 6PT Flank Sockets<br>4, 4.5, 5, 5.5, 6, 7, 8, 9, 10, 11, 12, 13, 14 mm |                 |       |          |
| 6   | BCDA0803-0808   |       |          |
| 1/4" Dr. Hex Bit Sockets<br>3, 4, 5, 6, 7, 8 mm                                 |                 |       |          |
| 3   | BCCA0804-086E   |       |          |
| 1/4" Dr. Slotted Bit Sockets<br>4, 5.5, 6.5 mm                                  |                 |       |          |
| 3   | BCAA08P1-08P3   |       |          |
| 1/4" Dr. Phillips Bit Sockets<br>PH1, PH2, PH3                                  |                 |       |          |
| 3   | BCBA08P1-08P3   |       |          |
| 1/4" Dr. Pozzi Bit Sockets<br>PZ1, PZ2, PZ3                                     |                 |       |          |
| 7   | BCFA0810-0840   |       |          |
| 1/4" Dr. Star Bit Sockets<br>T10, T15, T20, T25, T27, T30, T40                  |                 |       |          |
| 1   | CASA0806        |       |          |
| 1/4" Dr. Flexible Extension Bar - 6" (L)  |                 |       |          |
| 1   | CJBG0815        |       |          |
| 1/4" Dr. 36 Teeth Reversible Ratchet Handle with Quick Release                  |                 |       |          |
| 1   | CAIP0816        |       |          |
| 1/4" Dr. Spinner Handle   |                 |       |          |
| 1   | CAHA0840        |       |          |
| 1/4" Dr. Universal Joint  |                 |       |          |
| 2   | CAAA0802 & 0804 |       |          |
| 1/4" Dr. Extension Bar - 2" & 4" (L)  |                 |       |          |
| 1   | CTCK0811        |       |          |
| 1/4" Dr. Sliding T-Handle   |                 |       |          |
| 9   | GAAL0910        |       |          |
| Short Type Hex Key Wrench Set<br>1.5, 2, 2.5, 3, 4, 5, 6, 8, 10 mm              |                 |       |          |

BLOW CASE: W245 x D160 x H66 (mm)

**24PCS Professional Grade**  
1/4" DR. Flank Socket Set  
1/4"



| ITEM NO.   | 6PT             | Satin | GCAI2403 |
|--|-----------------|-------|----------|
| <b>CONTENTS</b> 10 (SET)   |                 |       |          |
| 11   | BAEA0804-0813   |       |          |
| 1/4" Dr. 6PT Flank Sockets<br>4, 5, 5.5, 6, 7, 8, 9, 10, 11, 12, 13 mm |                 |       |          |
| 8  | BAEE0805-0813   |       |          |
| 1/4" Dr. 6PT Flank Deep Sockets<br>5, 6, 7, 8, 9, 10, 11, 12, 13 mm    |                 |       |          |
| 1  | CJBG0815        |       |          |
| 1/4" Dr. 36 Teeth Reversible Ratchet Handle with Quick Release         |                 |       |          |
| 1  | CAIP0816        |       |          |
| 1/4" Dr. Spinner Handle  |                 |       |          |
| 2  | CAAA0802 & 0806 |       |          |
| 1/4" Dr. Extension Bar - 2" & 6" (L)                                   |                 |       |          |

BLOW CASE: W245 x D160 x H66 (mm)

**41PCS Professional Grade**  
1/4" DR. Flank Socket Set  
1/4"



| ITEM NO.  | 6PT             | * Mirror | GCAI4101 | Satin | GCAI4102 |
|---|-----------------|----------|----------|-------|----------|
| <b>CONTENTS</b> 10 (SET)  |                 |          |          |       |          |
| 11  | BAEA0804-0814   |          |          |       |          |
| 1/4" Dr. 6PT Flank Sockets<br>4, 4.5, 5, 5.5, 6, 7, 8, 9, 10, 11, 12, 13, 14 mm |                 |          |          |       |          |
| 3   | FSAA0804-086E   |          |          |       |          |
| 1/4" Hex Shank Slotted Insert Bits<br>4, 5.5, 6.5 mm                            |                 |          |          |       |          |
| 5   | FSDA0803-0808   |          |          |       |          |
| 1/4" Hex Shank Hexagon Insert Bits<br>3, 4, 5, 6, 8 mm                          |                 |          |          |       |          |
| 5   | FSEA0810-0840   |          |          |       |          |
| 1/4" Hex Shank Star Insert Bits<br>T10, T15, T20, T25, T30, T40                 |                 |          |          |       |          |
| 3   | FSBA0801-0803   |          |          |       |          |
| 1/4" Hex Shank Phillips Insert Bits<br>PH1, PH2, PH3                            |                 |          |          |       |          |
| 3   | FSCA0801-0803   |          |          |       |          |
| 1/4" Hex Shank Pozzi Insert Bits<br>PZ1, PZ2, PZ3                               |                 |          |          |       |          |
| 1   | CJBG0815        |          |          |       |          |
| 1/4" Dr. 36 Teeth Reversible Ratchet Handle with Quick Release                  |                 |          |          |       |          |
| 1   | CAHA0840        |          |          |       |          |
| 1/4" Dr. Universal Joint  |                 |          |          |       |          |
| 2   | CAAA0802 & 0806 |          |          |       |          |
| 1/4" Dr. Extension Bar - 2" & 6" (L)  |                 |          |          |       |          |
| 1   | CAIP0816        |          |          |       |          |
| 1/4" Dr. Spinner Handle   |                 |          |          |       |          |
| 1   | CAGA1208        |          |          |       |          |
| 3/8" (F) x 1/4" (M) Dr. 3-Way Adapter   |                 |          |          |       |          |
| 1   | CAEE0820        |          |          |       |          |
| 1/4" Dr. Magnetic Socket Pick-Up  |                 |          |          |       |          |
| 1   | FTAB0808        |          |          |       |          |
| 1/4" Dr. x 1/4" (H) Quick Change Bit Holder                                     |                 |          |          |       |          |

BLOW CASE: W245 x D160 x H66 (mm)

**25PCS Professional Grade**  
1/4" DR. Flank Socket Set  
1/4"



| ITEM NO.   | 6PT             | Satin | GCAI2501 |
|--|-----------------|-------|----------|
| <b>CONTENTS</b> 10 (SET)   |                 |       |          |
| 11   | BAEA0804-0813   |       |          |
| 1/4" Dr. 6PT Flank Sockets<br>4, 5, 5.5, 6, 7, 8, 9, 10, 11, 12, 13 mm |                 |       |          |
| 8  | BAEE0806-0813   |       |          |
| 1/4" Dr. 6PT Flank Deep Sockets<br>6, 7, 8, 9, 10, 11, 12, 13 mm       |                 |       |          |
| 1  | CJBG0815        |       |          |
| 1/4" Dr. 36 Teeth Reversible Ratchet Handle with Quick Release         |                 |       |          |
| 1  | CAIP0816        |       |          |
| 1/4" Dr. Spinner Handle  |                 |       |          |
| 2  | CAAA0802 & 0806 |       |          |
| 1/4" Dr. Extension Bar - 2" & 6" (L)                                   |                 |       |          |
| 1  | CAHA0840        |       |          |
| 1/4" Dr. Universal Joint   |                 |       |          |
| 1  | CAGA1208        |       |          |
| 3/8" (F) x 1/4" (M) Dr. 3-Way Adapter                                  |                 |       |          |

BLOW CASE: W245 x D160 x H66 (mm)

**49PCS Professional Grade**  
1/4" DR. Flank Socket Wrench Set  
1/4"



| ITEM NO.  | 6PT             | Satin | GCAI4901 |
|---|-----------------|-------|----------|
|   | 12PT            | Satin | GCAI4902 |
| <b>CONTENTS</b> 10 (SET)  |                 |       |          |
| 8   | AAEX0606-1313   |       |          |
| Hi-Performance Combination Wrench 15" Offset<br>6, 7, 8, 9, 10, 11, 12, 13 mm   |                 |       |          |
| 11  | BAEA0804-0814   |       |          |
| 1/4" Dr. 6PT Flank Sockets<br>4, 4.5, 5, 5.5, 6, 7, 8, 9, 10, 11, 12, 13, 14 mm |                 |       |          |
| 3   | FSAA0804-086E   |       |          |
| 1/4" Hex Shank Slotted Insert Bits - 4, 5.5, 6.5 mm                             |                 |       |          |
| 5   | FSDA0803-0808   |       |          |
| 1/4" Hex Shank Hexagon Insert Bits - 3, 4, 5, 6, 8 mm                           |                 |       |          |
| 5   | FSEA0810-0840   |       |          |
| 1/4" Hex Shank Star Insert Bits - T10, T15, T20, T25, T30, T40                  |                 |       |          |
| 3   | FSBA0801-0803   |       |          |
| 1/4" Hex Shank Phillips Insert Bits - PH1, PH2, PH3                             |                 |       |          |
| 3   | FSCA0801-0803   |       |          |
| 1/4" Hex Shank Pozzi Insert Bits - PZ1, PZ2, PZ3                                |                 |       |          |
| 1   | CJBG0815        |       |          |
| 1/4" Dr. 36 Teeth Reversible Ratchet Handle with Quick Release                  |                 |       |          |
| 1   | CAHA0840        |       |          |
| 1/4" Dr. Universal Joint  |                 |       |          |
| 2   | CAAA0802 & 0806 |       |          |
| 1/4" Dr. Extension Bar - 2" & 6" (L)  |                 |       |          |
| 1   | CAIP0816        |       |          |
| 1/4" Dr. Spinner Handle   |                 |       |          |
| 1   | CAGA1208        |       |          |
| 3/8" (F) x 1/4" (M) Dr. 3-Way Adapter   |                 |       |          |
| 1   | CAEE0820        |       |          |
| 1/4" Dr. Magnetic Socket Pick-Up  |                 |       |          |
| 1   | FTAB0808        |       |          |
| 1/4" Dr. x 1/4" (H) Quick Change Bit Holder                                     |                 |       |          |

BLOW CASE: W245 x D160 x H66 (mm)

# Hand Sockets, Bit Sockets & Accessories

**49PCS Professional Grade**  
1/4" & 3/8" DR. Flank Socket Set

1/4"  
3/8"



| ITEM NO. | 6PT  | Mirror | GCAI4903 | Satin | GCAI4904 |
|----------|------|--------|----------|-------|----------|
|          | 12PT | Satin  | GCAI4905 |       |          |

CONTENTS 10 (SET)

- 14 BAEA0804-0810  
1/4" Dr. 6PT Flank Sockets  
4, 5, 5.5, 6, 7, 8, 9, 10 mm
- 10 BAEA1210-1219  
3/8" Dr. 6PT Flank Sockets  
10, 11, 12, 13, 14, 15, 16, 17, 18, 19 mm
- 7 GAAV0701  
1/4" Hex Shank Hexagon Insert Bits  
FSDA0802-0808 - 2, 2.5, 3, 4, 5, 6, 8 mm
- 7 GAAV0702  
1/4" Hex Shank Star Insert Bits  
FSEA0810-0840 - T10, T15, T20, T25, T27, T30, T40
- 7 GAAV0704  
1/4" Hex Shank Slotted Insert Bits  
FSAAD0804-086E - 4, 5.5, 6.5 mm  
1/4" Hex Shank Phillips Insert Bits  
FSBA0801 & 0802 - PH1 & PH2  
1/4" Hex Shank Pozzi Insert Bits  
FSCA0801 & 0802 - PZ1 & PZ2
- 1 CJBG1220  
3/8" Dr. 36 Teeth Reversible Ratchet Handle with Quick Release
- 1 CAIA0815  
1/4" Dr. Spinner Handle
- 2 CAAA1203 & 1206  
3/8" Dr. Extension Bar - 3" & 6" (L)
- 1 CAHA1254  
3/8" Dr. Universal Joint
- 2 BAAR1216 & 1221  
3/8" Dr. Spark Plug Sockets - 16 & 21 mm
- 1 FTAB0808  
1/4" Dr. x 1/4" (H) Quick Change Bit Holder
- 1 FTAB1208  
3/8" Dr. x 1/4" (H) Quick Change Bit Holder
- 1 CAEA1208  
3/8" (F) x 1/4" (M) Dr. Adapter

BLOW CASE: W245 x D160 x H66 (mm)

**45PCS Professional Grade**  
3/8" DR. Flank Socket Set

3/8"



| ITEM NO. | 6PT  | Mirror | GCAI4501 | Satin | GCAI4502 |
|----------|------|--------|----------|-------|----------|
|          | 12PT | Satin  | GCAI4503 |       |          |

CONTENTS 10 (SET)

- 14 BAEA1206-1222  
3/8" Dr. 6PT Flank Sockets  
6, 7, 8, 9, 10, 11, 12, 13, 14, 15, 16, 17, 18, 19, 22 mm
- 7 GAAV0701  
1/4" Hex Shank Hexagon Insert Bits  
FSDA0802-0808 - 2, 2.5, 3, 4, 5, 6, 8 mm
- 7 GAAV0702  
1/4" Hex Shank Star Insert Bits  
FSEA0810-0840 - T10, T15, T20, T25, T27, T30, T40
- 7 GAAV0704  
1/4" Hex Shank Slotted Insert Bits  
FSAAD0804-086E - 4, 5.5, 6.5 mm  
1/4" Hex Shank Phillips Insert Bits  
FSBA0801 & 0802 - PH1 & PH2  
1/4" Hex Shank Pozzi Insert Bits  
FSCA0801 & 0802 - PZ1 & PZ2
- 1 CJBG1220  
3/8" Dr. 36 Teeth Reversible Ratchet Handle with Quick Release
- 1 CAIA0815  
1/4" Dr. Spinner Handle
- 2 CAAA1203 & 1206  
3/8" Dr. Extension Bar - 3" & 6" (L)
- 1 CAHA1254  
3/8" Dr. Universal Joint
- 2 BAAR1216 & 1221  
3/8" Dr. Spark Plug Sockets - 16 & 21 mm
- 1 FTAB0808  
1/4" Dr. x 1/4" (H) Quick Change Bit Holder
- 1 FTAB1208  
3/8" Dr. x 1/4" (H) Quick Change Bit Holder

BLOW CASE: W245 x D160 x H66 (mm)

**22PCS Professional Grade**  
3/8" DR. Flank Socket Set

3/8"



| ITEM NO. | 6PT  | Mirror | GCAI2201 | Satin | GCAI2202 |
|----------|------|--------|----------|-------|----------|
|          | 12PT | Satin  | GCAI2203 |       |          |

CONTENTS 10 (SET)

- 14 BAEA1206-1222  
3/8" Dr. 6PT Flank Sockets  
6, 7, 8, 9, 10, 11, 12, 13, 14, 15, 16, 17, 18, 19, 22 mm
- 1 CJBG1220  
3/8" Dr. 36 Teeth Reversible Ratchet Handle with Quick Release
- 2 CAAA1203 & 1206  
3/8" Dr. Extension Bar - 3" & 6" (L)
- 1 CAHA1254  
3/8" Dr. Universal Joint
- 2 BAAR1216 & 1221  
3/8" Dr. Spark Plug Sockets - 16 & 21 mm
- 1 CTCK1220  
3/8" Dr. Sliding T-Handle

BLOW CASE: W245 x D160 x H66 (mm)

**32PCS Professional Grade**  
3/8" DR. Flank Socket Set

3/8"



| ITEM NO. | 6PT  | Satin | GCAI3201 |
|----------|------|-------|----------|
|          | 12PT | Satin | GCAI3202 |

CONTENTS 10 (SET)

- 14 BAEA1206-1222  
3/8" Dr. 6PT Flank Sockets  
8, 10, 11, 12, 13, 14, 15, 16, 17, 18, 19, 21, 22, 24 mm
- 5 BCDA1203-1208  
3/8" Dr. Hex Bit Sockets  
3, 4, 5, 6, 8 mm
- 3 BCAA12P1-12P3  
3/8" Dr. Phillips Bit Sockets  
PH1, PH2, PH3
- 3 BCBA12P1-12P3  
3/8" Dr. Pozzi Bit Sockets  
PZ1, PZ2, PZ3
- 2 BCCA126E & 1208  
3/8" Dr. Slotted Bit Sockets  
6.5 & 8 mm
- 2 CAAA1203 & 1206  
3/8" Dr. Extension Bar - 3" & 6" (L)
- 1 CAHA1254  
3/8" Dr. Universal Joint
- 1 CJBG1220  
3/8" Dr. 36 Teeth Reversible Ratchet Handle with Quick Release
- 1 CAGA1612  
1/2" (F) x 3/8" (M) Dr. 3-Way Adapter

BLOW CASE: W245 x D160 x H66 (mm)

**26PCS Professional Grade**  
3/8" DR. Flank Socket Set

3/8"



| ITEM NO. | 6PT  | Satin                   | GCAI2601 |
|----------|------|-------------------------|----------|
|          | 12PT | Satin <th>GCAI2602</th> | GCAI2602 |

CONTENTS 10 (SET)

- 14 BAEA1206-1224  
3/8" Dr. 6PT Flank Sockets  
8, 10, 11, 12, 13, 14, 15, 16, 17, 18, 19, 21, 22, 24 mm
- 8 BAAE1208-1219  
3/8" Dr. 6PT Flank Deep Sockets  
8, 10, 11, 12, 13, 14, 17, 19 mm
- 1 CJBG1220  
3/8" Dr. 36 Teeth Reversible Ratchet Handle with Quick Release
- 2 CAAA1203 & 1206  
3/8" Dr. Extension Bar - 3" & 6" (L)
- 1 CAHA1254  
3/8" Dr. Universal Joint

BLOW CASE: W245 x D160 x H66 (mm)

**39PCS Professional Grade**  
3/8" DR. Flank Socket Set

3/8"



| ITEM NO. | 6PT  | Satin                   | GCAI3901 |
|----------|------|-------------------------|----------|
|          | 12PT | Satin <th>GCAI3902</th> | GCAI3902 |

CONTENTS 10 (SET)

- 14 BAEA1207-1222  
3/8" Dr. 6PT Flank Sockets  
7, 8, 9, 10, 11, 12, 13, 14, 15, 16, 17, 18, 19, 22 mm
- 4 BAAE1210-1219  
3/8" Dr. 6PT Flank Deep Sockets  
10, 13, 17, 19 mm
- 7 GAAV0701  
1/4" Hex Shank Hexagon Insert Bits  
FSDA0802-0808 - 2, 2.5, 3, 4, 5, 6, 8 mm
- 7 GAAV0704  
1/4" Hex Shank Slotted Insert Bits  
FSAAD0804-086E - 4, 5.5, 6.5 mm  
1/4" Hex Shank Phillips Insert Bits  
FSBA0801 & 0802 - PH1 & PH2  
1/4" Hex Shank Pozzi Insert Bits  
FSCA0801 & 0802 - PZ1 & PZ2
- 1 CJBG1220  
3/8" Dr. 36 Teeth Reversible Ratchet Handle with Quick Release
- 2 CAAA1203 & 1206  
3/8" Dr. Extension Bar - 3" & 6" (L)
- 1 CAHA1254  
3/8" Dr. Universal Joint
- 1 FTAB1208  
3/8" Dr. x 1/4" (H) Quick Change Bit Holder
- 2 BAAR1216 & 1221  
3/8" Dr. Spark Plug Sockets - 16 & 21 mm

BLOW CASE: W245 x D160 x H66 (mm)



# Hand Sockets, Bit Sockets & Accessories

## 60PCS Professional Grade

3/8" DR. Flank Socket Set

3/8"



| ITEM NO.  | 6PT  | Satin | GCAI6001 |
|---|------|-------|----------|
|   | 12PT | Satin | GCAI6002 |
| <b>CONTENTS</b> 6 (SET)   |      |       |          |
| 18 BAEA1206-1224<br>3/8" Dr. 6PT Flank Sockets<br>6, 7, 8, 9, 10, 11, 12, 13, 14, 15, 16, 17, 18, 19, 20, 21, 22, 24 mm |      |       |          |
| 10 BAAE1208-1219<br>3/8" Dr. 6PT Flank Deep Sockets<br>8, 9, 10, 11, 12, 13, 14, 15, 17, 19 mm                          |      |       |          |
| 3 BCAA12P1-12P3<br>3/8" Dr. Phillips Bit Sockets<br>PH1, PH2, PH3   |      |       |          |
| 3 BCBA12P1-12P3<br>3/8" Dr. Pozl Bit Sockets<br>PZ1, PZ2, PZ3   |      |       |          |
| 3 BCCA125E-1208<br>3/8" Dr. Slotted Bit Sockets<br>5.5, 6.5, 8 mm   |      |       |          |
| 7 BCDA1203-1210<br>3/8" Dr. Hex Bit Sockets<br>3, 4, 5, 6, 7, 8, 10 mm  |      |       |          |
| 9 BCFA1215-1255<br>3/8" Dr. Star Bit Sockets<br>T15, T20, T25, T27, T30, T40, T45, T50, T55                             |      |       |          |
| 2 CAAA1203 & 1210<br>3/8" Dr. Extension Bar - 3" & 10" (L)  |      |       |          |
| 2 BAAR1216 & 1221<br>3/8" Dr. Spark Plug Sockets - 16 & 21 mm   |      |       |          |
| 1 CJBG1220<br>3/8" Dr. 36 Teeth Reversible Ratchet Handle with Quick Release  |      |       |          |
| 1 CAHA1254<br>3/8" Dr. Universal Joint  |      |       |          |
| 1 CAGA1612<br>1/2" (F) X 3/8" (M) Dr. 3-Way Adapter   |      |       |          |
| BLOW CASE: W300 x D220 x H70 (mm)   |      |       |          |

## 35PCS Professional Grade

3/8" DR. Flank Socket Set (METRIC & SAE)

3/8"



| ITEM NO.  | 6PT | Mirror | GCAI3501 |
|---|-----|--------|----------|
| <b>CONTENTS</b> 4 (SET)   |     |        |          |
| 18 BAEA1206-1222<br>3/8" Dr. 6PT Flank Sockets<br>6, 7, 8, 9, 10, 11, 12, 13, 14, 15, 16, 17, 18, 19, 21, 22 mm           |     |        |          |
| 11 BBAE1208-1228<br>3/8" Dr. 6PT Flank Sockets<br>1/4", 5/16", 3/8", 7/16", 1/2", 9/16", 5/8", 11/16", 3/4", 13/16", 7/8" |     |        |          |
| 2 CAAA1203 & 1206<br>3/8" Dr. Extension Bar - 3" & 6" (L)   |     |        |          |
| 1 CAHA1254<br>3/8" Dr. Universal Joint  |     |        |          |
| 1 CJBG1220<br>3/8" Dr. 36 Teeth Reversible Ratchet Handle with Quick Release  |     |        |          |
| 1 CTCK1220<br>3/8" Dr. Sliding T-Handle   |     |        |          |
| 1 CFKA1210<br>3/8" Dr. Swivel Handle  |     |        |          |
| 2 BAAT1216 & 1221<br>3/8" Dr. Magnetic Spark Plug Socket - 16 & 21 mm   |     |        |          |
| BLOW CASE: W392 x D210 x H88 (mm)   |     |        |          |

## 31PCS Professional Grade

1/4" & 1/2" DR. Flank Socket Set

1/4"

1/2"



| ITEM NO.  | 6PT | Satin | GAAI3102 |
|---|-----|-------|----------|
| <b>CONTENTS</b> 3 (SET)   |     |       |          |
| 10 BAEA0805-0813<br>1/4" Dr. 6PT Flank Sockets<br>5, 5.5, 6, 7, 8, 9, 10, 11, 12, 13 mm                 |     |       |          |
| 13 BAEA1610-1624<br>1/2" Dr. 6PT Flank Sockets<br>10, 11, 12, 13, 14, 15, 16, 17, 18, 19, 21, 22, 24 mm |     |       |          |
| 2 CJBG0815 & 1627<br>1/4" & 1/2" Dr. 36 Teeth Reversible Ratchet Handle with Quick Release              |     |       |          |
| 1 CAAA0804<br>1/4" Dr. Extension Bar - 4" (L)   |     |       |          |
| 2 CAAA1605 & 1610<br>1/2" Dr. Extension Bar - 5" & 10" (L)  |     |       |          |
| 2 CAHA0840 & 1678<br>1/4" & 1/2" Dr. Universal Joint  |     |       |          |
| 1 CAGA1216<br>3/8" (F) x 1/2" (M) Dr. 3-Way Adapter   |     |       |          |
| BLOW CASE: W478 x D234 x H100 (mm)  |     |       |          |

## 31PCS Professional Grade

1/2" DR. Flank Socket Set

1/2"



| ITEM NO.  | 6PT | Mirror | GAAI3103 | Satin | GAAI3104 |
|---|-----|--------|----------|-------|----------|
| <b>CONTENTS</b> 3 (SET)   |     |        |          |       |          |
| 24 BAEA1608-1632<br>1/2" Dr. 6PT Flank Sockets<br>8, 9, 10, 11, 12, 13, 14, 15, 16, 17, 18, 19, 20, 21, 22, 23, 24, 25, 26, 27, 28, 29, 30, 32 mm |     |        |          |       |          |
| 2 CAAA1605 & 1610<br>1/2" Dr. Extension Bar - 5" & 10" (L)  |     |        |          |       |          |
| 1 CTCK1625<br>1/2" Dr. Sliding T-Handle - 10" (L)   |     |        |          |       |          |
| 1 CJBG1627<br>1/2" Dr. 36 Teeth Reversible Ratchet Handle with Quick Release  |     |        |          |       |          |
| 1 CAHA1678<br>1/2" Dr. Universal Joint  |     |        |          |       |          |
| 2 BAAT1616 & 1621<br>1/2" Dr. Magnetic Spark Plug Sockets - 16 & 21 mm  |     |        |          |       |          |
| BLOW CASE: W478 x D234 x H100 (mm)  |     |        |          |       |          |



TOPTUL ROBUST PLASTIC TOOL BOX SERIES

## 42PCS Professional Grade

1/4" & 1/2" DR. Flank Socket Wrench Set

1/4"

1/2"



| ITEM NO.  | 6PT | Satin | GAAI4201 |
|---|-----|-------|----------|
| <b>CONTENTS</b> 3 (SET)   |     |       |          |
| 10 BAEA0805-0813<br>1/4" Dr. 6PT Flank Sockets<br>5, 5.5, 6, 7, 8, 9, 10, 11, 12, 13 mm                         |     |       |          |
| 13 BAEA1610-1624<br>1/2" Dr. 6PT Flank Sockets<br>10, 11, 12, 13, 14, 15, 16, 17, 18, 19, 21, 22, 24 mm         |     |       |          |
| 1 CAAA0804<br>1/4" Dr. Extension Bar - 4" (L)   |     |       |          |
| 2 CAAA1605 & 1610<br>1/2" Dr. Extension Bar - 5" & 10" (L)  |     |       |          |
| 2 CAHA0840 & 1678<br>1/4" & 1/2" Dr. Universal Joint  |     |       |          |
| 2 CJBG0815 & 1627<br>1/4" & 1/2" Dr. 36 Teeth Reversible Ratchet Handle with Quick Release                      |     |       |          |
| 1 CAGA1216<br>3/8" (F) x 1/2" (M) Dr. 3-Way Adapter   |     |       |          |
| 11 AAEX0808-2222<br>Hi-Performance Combination Wrench 15" Offset<br>8, 9, 10, 11, 12, 13, 14, 17, 19, 21, 22 mm |     |       |          |
| BLOW CASE: W478 x D234 x H100 (mm)  |     |       |          |

## 55PCS Professional Grade

1/2" DR. Flank Socket Set

1/2"



| ITEM NO.  | 6PT | Satin | GAAI5502 |
|---|-----|-------|----------|
| <b>CONTENTS</b> 3 (SET)   |     |       |          |
| 17 BAEA1610-1632<br>1/2" Dr. 6PT Flank Sockets<br>10, 11, 12, 13, 14, 15, 16, 17, 18, 19, 20, 21, 22, 24, 27, 30, 32 mm |     |       |          |
| 10 BAAE1610-1622<br>1/2" Dr. 6PT Flank Deep Sockets<br>10, 11, 12, 13, 14, 15, 16, 17, 19, 22 mm                        |     |       |          |
| 7 BCDA1604-1614<br>1/2" Dr. Hex Bit Sockets - 4, 5, 6, 8, 10, 12, 14 mm   |     |       |          |
| 3 BCCA1608-1612<br>1/2" Dr. Slotted Bit Sockets - 8, 10, 12 mm  |     |       |          |
| 3 BCAA16P2-16P4<br>1/2" Dr. Phillips Bit Sockets - PH2, PH3, PH4  |     |       |          |
| 8 BCLA1620-1655<br>1/2" Dr. Star Tamperproof Bit Sockets<br>T20, T25, T27, T30, T40, T45, T50, T55                      |     |       |          |
| 1 CJBG1627<br>1/2" Dr. 36 Teeth Reversible Ratchet Handle with Quick Release  |     |       |          |
| 2 BAAT1616 & 1621<br>1/2" Dr. Magnetic Spark Plug Sockets - 16 & 21 mm  |     |       |          |
| 2 CAAA1605 & 1610<br>1/2" Dr. Extension Bar - 5" & 10" (L)  |     |       |          |
| 1 CAHA1678<br>1/2" Dr. Universal Joint  |     |       |          |
| 1 CAGA1216<br>3/8" (F) x 1/2" (M) Dr. 3-Way Adapter   |     |       |          |
| BLOW CASE: W478 x D234 x H100 (mm)  |     |       |          |

## 42PCS Professional Grade

1/2" DR. Flank Socket Wrench Set

1/2"



| ITEM NO.  | 6PT | Satin | GCAI4201 |
|---|-----|-------|----------|
| <b>CONTENTS</b> 3 (SET)   |     |       |          |
| 11 AAEX0808-2222<br>Hi-Performance Combination Wrench 15" Offset<br>8, 9, 10, 11, 12, 13, 14, 17, 19, 21, 22 mm                                   |     |       |          |
| 24 BAEA1608-1632<br>1/2" Dr. 6PT Flank Sockets<br>8, 9, 10, 11, 12, 13, 14, 15, 16, 17, 18, 19, 20, 21, 22, 23, 24, 25, 26, 27, 28, 29, 30, 32 mm |     |       |          |
| 2 BAAR1616 & 1621<br>1/2" Dr. Spark Plug Sockets - 16 & 21 mm   |     |       |          |
| 2 CAAA1605 & 1610<br>1/2" Dr. Extension Bar - 5" & 10" (L)  |     |       |          |
| 1 CTCK1625<br>1/2" Dr. Sliding T-Handle - 10" (L)   |     |       |          |
| 1 CJBG1627<br>1/2" Dr. 36 Teeth Reversible Ratchet Handle with Quick Release  |     |       |          |
| 1 CAHA1678<br>1/2" Dr. Universal Joint  |     |       |          |
| BLOW CASE: W478 x D234 x H100 (mm)  |     |       |          |

## 30PCS Professional Grade

Home Repairs & Maintenance Tool Set

HOME BAG



| ITEM NO.   | Satin | GAAI3001 |
|--|-------|----------|
| <b>CONTENTS</b> 3 (SET)  |       |          |
| 8 AAEJ0607-2022<br>Double Open End Wrenches<br>6x7, 8x9, 10x11, 12x13, 14x15, 16x17, 18x19, 20x22 mm |       |          |
| 8 GAAL0910<br>Hex Key Wrench Set (Short Type)<br>1.5, 2, 2.5, 3, 4, 5, 6, 8, 10 mm                   |       |          |
| 1 DBAC1209<br>High-Leverage Combination Pliers - 9" (L)  |       |          |
| 1 DDAA1210<br>Groove-Joint Water Pump Pliers - 10" (L)   |       |          |
| 1 HAAA0330<br>Engineers Hammer (300g)  |       |          |
| 1 IAAC1905M<br>Measuring Tape - 5M   |       |          |
| 1 SCAA2017<br>Heavy Duty Utility Knife with Spare Blade - 165 mm (L)                                 |       |          |
| 1 SBAA0414<br>Electricians Scissors - 138 mm (L)   |       |          |
| 3 FBAB0006-0210<br>Phillips Anti-Slip Screwdrivers<br>PH0, PH1, PH2                                  |       |          |
| 4 FAAB0308-6E15<br>Slotted Anti-Slip Screwdrivers<br>3, 4, 5.5, 6.5 mm                               |       |          |
| BLOW CASE: W478 x D234 x H100 (mm)   |       |          |



# Hand Sockets, Bit Sockets & Accessories

24PCS Professional Grade  
1/2" DR. Flank Socket Set  
1/2"



• CHUG1626 - Ratchet with knurled grip handle

| ITEM NO.  | 6PT     | Mirror | GCAI2411 | Satin | GCAI2412 |
|---|---------|--------|----------|-------|----------|
|   | 12PT    | Mirror | GCAI2413 | Satin | GCAI2414 |
| <b>CONTENTS</b>   | 4 (SET) |        |          |       |          |
| 18 BAEA1608-1632<br>1/2" Dr. 6PT Flank Sockets<br>8, 10, 11, 12, 13, 14, 15, 16, 17, 18, 19, 21, 22, 23, 24, 27, 30, 32 mm<br>2 CAAA1605 & 1610<br>1/2" Dr. Extension Bar - 5" & 10" (L)<br>1 CTCK1630<br>1/2" Dr. Sliding T-Handle - 12" (L)<br>1 CHUG1626<br>1/2" Dr. 36 Teeth Reversible Ratchet Handle with Quick Release<br>1 CAHA1678<br>1/2" Dr. Universal Joint<br>1 CFAE1615<br>1/2" Dr. Swivel Handle - 15" (L) |         |        |          |       |          |
| BLOW CASE: W380 x D275 x H75 (mm)   |         |        |          |       |          |

24PCS Professional Grade  
1/2" DR. Flank Socket Set  
1/2"



Magnetic Spark Plug Socket

| ITEM NO.  | 6PT     | Mirror | GCAI2401 | Satin | GCAI2404 |
|---|---------|--------|----------|-------|----------|
|   | 12PT    | Satin  | GCAI2406 |       |          |
| <b>CONTENTS</b>   | 4 (SET) |        |          |       |          |
| 18 BAEA1608-1632<br>1/2" Dr. 6PT Flank Sockets<br>8, 9, 10, 11, 12, 13, 14, 15, 16, 17, 18, 19, 21, 22, 24, 27, 30, 32 mm<br>2 CAAA1605 & 1610<br>1/2" Dr. Extension Bar - 5" & 10" (L)<br>1 CAHA1678<br>1/2" Dr. Universal Joint<br>1 CJBG1627<br>1/2" Dr. 36 Teeth Reversible Ratchet Handle with Quick Release<br>1 CTCK1625<br>1/2" Dr. Sliding T-Handle - 10" (L)<br>1 BAAT1621<br>1/2" Dr. Magnetic Spark Plug Socket - 21 mm |         |        |          |       |          |
| BLOW CASE: W380 x D275 x H75 (mm)   |         |        |          |       |          |

24PCS Professional Grade  
1/2" DR. Flank Socket Set  
1/2"



| ITEM NO.  | 6PT     | Mirror | GCAI2407 | Satin | GCAI2408 |
|---|---------|--------|----------|-------|----------|
|   | 12PT    | Satin  | GCAI2410 |       |          |
| <b>CONTENTS</b>   | 4 (SET) |        |          |       |          |
| 18 BAEA1608-1632<br>1/2" Dr. 6PT Flank Sockets<br>8, 9, 10, 11, 12, 13, 14, 15, 16, 17, 18, 19, 21, 22, 24, 27, 30, 32 mm<br>2 CAAA1605 & 1610<br>1/2" Dr. Extension Bar - 5" & 10" (L)<br>1 CAHA1678<br>1/2" Dr. Universal Joint<br>1 CJBG1627<br>1/2" Dr. 36 Teeth Reversible Ratchet Handle with Quick Release<br>1 CTCK1625<br>1/2" Dr. Sliding T-Handle - 10" (L)<br>1 BBAR1626<br>1/2" Dr. Spark Plug Socket - 13/16" |         |        |          |       |          |
| BLOW CASE: W380 x D275 x H75 (mm)   |         |        |          |       |          |



# 150PCS 1/4" & 1/2" DR. Tool Kit

1/4"  
1/2"

Professional quality meets or exceeds both ANSI & DIN standards



Rugged blow molded case for perfect tool protection and storage

DIN ANSI CR-V S2

| ITEM NO.  | 6PT     | Satin | GCAH50R  |
|---|---------|-------|----------|
|   | 12PT    | Satin | GCAH50R1 |
| <b>CONTENTS</b>   | 2 (SET) |       |          |
| 12 BAEA0804-0813<br>1/4" Dr. 6PT Flank Sockets - 4, 4.5, 5, 5.5, 6, 7, 8, 9, 10, 11, 12, 13 mm<br>6 BAE0806-0813<br>1/4" Dr. 6PT Flank Deep Sockets - 6, 7, 8, 9, 10, 11, 12, 13 mm<br>5 BAED0804-0808<br>1/4" Dr. Star Sockets - E4, E5, E6, E7, E8<br>2 CAAA0802 & 0804<br>1/4" Dr. Extension Bar - 2" & 4" (L)<br>1 CASA0806<br>1/4" Dr. Flexible Extension Bar - 6" (L)<br>1 CTCK0811<br>1/4" Dr. Sliding T-Handle<br>1 CAHA0840<br>1/4" Dr. Universal Joint<br>1 FTAB0808<br>1/4" Dr. x 1/4" (H) Quick Change Bit Holder<br>7 GAAV0704<br>• 1/4" Hex Shank Slotted Insert Bits<br>FSA0804-0806 - 4, 5.5, 6.5 mm<br>• 1/4" Hex Shank Phillips Insert Bits<br>FSBA0801 & 0802 - PH1 & PH2<br>• 1/4" Hex Shank Pozidriv Insert Bits<br>FSCA0801 & 0802 - PZ1 & PZ2<br>7 GAAV0701<br>• 1/4" Hex Shank Hexagon Insert Bits<br>FSDA0802-0808 - 2, 2.5, 3, 4, 5, 6, 8 mm<br>7 GAAV0702<br>• 1/4" Hex Shank Star Insert Bits<br>FSEA0810-0840 - T10, T15, T20, T25, T27, T30, T40<br>7 GAAV0703<br>• 1/4" Hex Shank Star Tamperproof Insert Bits<br>FSGA0810-0840 - T10, T15, T20, T25, T27, T30, T40<br>1 CAIP0816<br>1/4" Dr. Spinner Handle<br>1 CJBG0815<br>1/4" Dr. 36 Teeth Reversible Ratchet Handle with Quick Release<br>20 BAEA1608-1632<br>1/2" Dr. 6PT Flank Sockets<br>8, 9, 10, 11, 12, 13, 14, 15, 16, 17, 18, 19, 20, 21, 22, 23, 24, 27, 30, 32 mm<br>5 BAE1614-1622<br>1/2" Dr. 6PT Flank Deep Sockets - 14, 15, 17, 19, 22 mm<br>6 BAED1610-1620<br>1/2" Dr. Star Sockets - E10, E12, E14, E16, E18, E20<br>2 CAAA1605 & 1610<br>1/2" Dr. Extension Bar - 5" & 10" (L)<br>1 CAGA1216<br>3/8" (F) x 1/2" (M) Dr. 3-Way Adapter |         |       |          |
| BLOW CASE: W560 x D412 x H120 (mm)  |         |       |          |

| CONTENTS   |
|--|
| 1 CAHA1678<br>1/2" Dr. Universal Joint   |
| 2 BAAR1616 & 1621<br>1/2" Dr. Spark Plug Sockets - 16 & 21mm   |
| 1 FTAB1610<br>1/2" Dr. x 5/16" (H) Quick Change Bit Holder   |
| 1 FSBA1003<br>• 5/16" Hex Shank Phillips Insert Bits - PH3   |
| 2 FSDA1012 & 1014<br>• 5/16" Hex Shank Hexagon Insert Bits - 12 & 14 mm  |
| 2 FSEA1045 & 1050<br>• 5/16" Hex Shank Star Insert Bits - T45 & T50  |
| 1 CFAE1615<br>1/2" Dr. Swivel Handle - 15" (L)   |
| 1 AFAN1610<br>1/2" Dr. L-Handle (90° Offset) - 10" (L)   |
| 1 CJBG1627<br>1/2" Dr. 36 Teeth Reversible Ratchet Handle with Quick Release   |
| 17 AAEX0606-2424<br>Hi-Performance Combination Wrench 15" Offset<br>6, 7, 8, 9, 10, 11, 12, 13, 14, 15, 16, 17, 18, 19, 21, 22, 24 mm  |
| 4 AEEA0810-1719<br>Flare Nut Wrenches - 8x10, 11x13, 12x14, 17x19 mm   |
| 7 GAAL0701<br>Short Type Hex Key Wrench Set - 2.5, 3, 4, 5, 6, 8, 10 mm  |
| 1 DBBB2207B<br>Combination Pliers - 7" (L)   |
| 1 DEBB2206B<br>Diagonal Cutting Pliers - 6" (L)  |
| 1 DAAQ1A10<br>Curved Jaw Locking Pliers with Wire Cutter - 10" (L)   |
| 1 HAAA0532<br>Engineers Hammer - 500g  |
| 5 GAAV0501<br>Chisel Punch Set<br>Pin Punch - 4x10x150 mm<br>Cape Chisel - 5x10x130 mm<br>Cold Chisel - 12x10x130 mm<br>Taper Punch - 3x10x120 mm<br>Center Punch - #2x10x120 mm |
| 1 FBAB0108 & 0210<br>• Phillips Anti-Slip Screwdrivers - PH1x80 & PH2x100  |
| 1 FABB6E03<br>• Stubby Slotted Anti-Slip Screwdriver - 6.5x25  |
| 2 FAAB5E10 & 6E15<br>• Slotted Anti-Slip Screwdrivers - 5.5x100 & 6.5x150  |

# Hand Sockets, Bit Sockets & Accessories

## 216PCS 1/4", 3/8" & 1/2" DR. Flank Socket Wrench Set

1/4"  
3/8"  
1/2"



Rugged blow molded case for perfect tool protection and storage

Professional quality meets or exceeds both ANSI & DIN standards

**DIN** **ANSI** **CR-V** **S2**

| ITEM NO. | 6PT | Satin | GCAI216R |
|----------|-----|-------|----------|
|----------|-----|-------|----------|

- CONTENTS** 3 (SET)
- 13 BAEA0804-0814 1/4" Dr. 6PT Flank Sockets 4, 4.5, 5, 5.5, 6, 7, 8, 9, 10, 11, 12, 13, 14 mm
  - 10 BAEA1210-1219 3/8" Dr. 6PT Flank Sockets 10, 11, 12, 13, 14, 15, 16, 17, 18, 19, mm
  - 15 BAEA1610-1632 1/2" Dr. 6PT Flank Sockets 10, 11, 12, 13, 14, 15, 17, 19, 20, 21, 22, 24, 27, 30, 32 mm
  - 7 BAE0804-0810 1/4" Dr. 6PT Flank Deep Sockets - 4, 5, 6, 7, 8, 9, 10 mm
  - 6 BAE1210-1215 3/8" Dr. 6PT Flank Deep Sockets - 10, 11, 12, 13, 14, 15 mm
  - 5 BAE1616-1622 1/2" Dr. 6PT Flank Deep Sockets - 16, 17, 18, 19, 22 mm
  - 5 BAED0804-0808 1/4" Dr. Star Sockets - E4, E5, E6, E7, E8
  - 6 BAED1210-1218 3/8" Dr. Star Sockets - E10, E11, E12, E14, E16, E18
  - 3 BAED1620-1624 1/2" Dr. Star Sockets - E20, E22, E24
  - 3 CJRM0815-1626 1/4", 3/8" & 1/2" Dr. 72 Teeth Reversible Ratchet Handle with Quick Release
  - 3 CAHA0840-1678 1/4", 3/8" & 1/2" Dr. Universal Joint
  - 2 CTCK0811 & 1625 1/4" & 1/2" Dr. Sliding T-Handle
  - 1 CAIA0815 1/4" Dr. Spinner Handle
  - 2 CAAA0802 & 0804 1/4" Dr. Extension Bar - 2" & 4" (L)
  - 1 CAAA1206 3/8" Dr. Extension Bar - 6" (L)
  - 2 CAAA1605 & 1610 1/2" Dr. Extension Bar - 5" & 10" (L)
  - 3 BCDA0806-0808 1/4" Dr. Slotted Bit Sockets - 6, 6.5, 8 mm
  - 2 BCAA08P3 & 08P4 1/4" Dr. Phillips Bit Sockets - PH3 & PH4
  - 2 BCBA08P3 & 08P4 1/4" Dr. Pozzi Bit Sockets - PZ3 & PZ4
  - 4 BCFA0825-0835 1/4" Dr. Star Bit Sockets - T25, T27, T30, T35
  - 4 BCFA1240-1250 3/8" Dr. Star Bit Sockets - T40x2pcs, T45, T50
  - 2 BCFA1655 & 1660 1/2" Dr. Star Bit Sockets - T55 & T60
  - 3 BCFA0827-0835 1/4" Dr. Star Tamperproof Bit Sockets - T27, T30, T35
  - 3 BCFA1240-1250 3/8" Dr. Star Tamperproof Bit Sockets - T40, T45, T50
  - 5 BCDA085E-0808 1/4" Dr. Hex Bit Sockets - 5.5, 6, 6.5, 7, 8 mm

- CONTENTS**
- 4 BCHA1205-1210 3/8" Dr. Spline Bit Sockets - M5, M6, M8, M10
  - 3 FSAA1006-1008 5/16" Hex Shank Slotted Insert Bits - 6, 6.5, 8 mm
  - 2 FSBA1003 & 1004 5/16" Hex Shank Phillips Insert Bits - PH3 & PH4
  - 2 FSCA1003 & 1004 5/16" Hex Shank Pozzi Insert Bits - PZ3 & PZ4
  - 3 FSEA1025-1050 5/16" Hex Shank Star Insert Bits - T25, T27, T30, T35, T40x2pcs, T45, T50
  - 2 FSGA1027-1050 5/16" Hex Shank Star Tamperproof Insert Bits - T27, T30, T35, T40, T45, T50
  - 3 FSDA105E-1008 5/16" Hex Shank Hexagon Insert Bits - 5.5, 6, 6.5, 7, 8 mm
  - 4 FSFA1005-1010 5/16" Hex Shank Spline Insert Bits - M5, M6, M8, M10
  - 11 GAAV1101 FSGA0808-0840 1/4" Hex Shank Star Tamperproof Insert Bits T8, T10x2pcs, T15x2pcs, T20x2pcs, T25x2pcs, T40 FSHA0801 1/4" Hex Shank Square Insert Bits - SQ1
  - 11 GAAV1102 FSAA0804-086E 1/4" Hex Shank Slotted Insert Bits - 4, 5.5, 6.5 mm FSBA0801 & 0802 1/4" Hex Shank Phillips Insert Bits - PH1 & PH2 FSCA0801 & 0802 1/4" Hex Shank Pozzi Insert Bits - PZ1 & PZ2 FSDA0803-0806 1/4" Hex Shank Hexagon Insert Bits - 3, 4, 5, 6 mm
  - 11 GAAV1103 FSXA0806-0810 1/4" Hex Shank Torq-Set Insert Bits - 6, 8, 10 mm FSYA0801-0803 1/4" Hex Shank Tri-Wing Insert Bits - 1, 2, 3 mm FSEA0808-0825 1/4" Hex Shank Star Insert Bits - T8, T10, T15, T20, T25
  - 11 GAAV1104 FSPA0804-0808 1/4" Hex Shank Spanner Insert Bits - 4, 6, 8 mm FSNA0803-0806 1/4" Hex Shank Hexagon Tamperproof Insert Bits - 3, 4, 5, 6 mm FSFA0805-0808 1/4" Hex Shank Spline Insert Bits - M5, M6, M8 FSHA0802 1/4" Hex Shank Square Insert Bits - SQ2
  - 1 BAAR1218 3/8" Dr. Spark Plug Socket - 18 mm
  - 2 BAAR1616 & 1621 1/2" Dr. Spark Plug Sockets - 16 & 21 mm
  - 1 FTAB0808 1/4" Dr. x 1/4" (H) Quick Change Bit Holder
  - 2 FTAB1210 & 1610 3/8" & 1/2" Dr. x 5/16" (H) Quick Change Bit Holder
  - 1 FTBA0824 1/4" (H) Magnetic Bit Holder with Handle
  - 12 AAEX0808-2222 Hi-Performance Combination Wrench 15" Offset 8, 10, 11, 12, 13, 14, 15, 16, 17, 18, 19, 22 mm
  - 7 AGAS1C04-0509 Short Type Hex Key Wrenches - 1.27, 1.5, 2, 2.5, 3, 4, 5 mm

BLOW CASE: W560 x D412 x H120 (mm)

### 94PCS Professional Grade 1/4" & 1/2" DR. Flank Socket Set

1/4"  
1/2"



| ITEM NO. | 6PT  | Satin | GCAI094R  |
|----------|------|-------|-----------|
|          | 12PT | Satin | GCAI094R1 |

- CONTENTS** 3 (SET)
- 13 BAEA0804-0814 1/4" Dr. 6PT Flank Sockets 4, 4.5, 5, 5.5, 6, 7, 8, 9, 10, 11, 12, 13, 14 mm
  - 6 BAE0806-0813 1/4" Dr. 6PT Flank Deep Sockets 6, 7, 8, 9, 10, 11, 12, 13 mm
  - 4 BCDA0803-0806 1/4" Dr. Hex Bit Sockets 3, 4, 5, 6 mm
  - 6 BCFA0808-0830 1/4" Dr. Star Bit Sockets T8, T10, T15, T20, T25, T30
  - 3 BCCA0804-086E 1/4" Dr. Slotted Bit Sockets 4, 5.5, 6.5 mm
  - 2 BCAA08P1 & 08P2 1/4" Dr. Phillips Bit Sockets PH1 & PH2
  - 2 BCBA08P1 & 08P2 1/4" Dr. Pozzi Bit Sockets PZ1 & PZ2
  - 13 BAEA1610-1632 1/2" Dr. 6PT Flank Sockets 10, 11, 12, 13, 14, 15, 16, 17, 18, 19, 20, 21, 22, 23, 24, 27, 30, 32 mm
  - 5 BAE1614-1622 1/2" Dr. 6PT Flank Deep Sockets 14, 15, 17, 19, 22 mm
  - 2 BAAR1616 & 1621 1/2" Dr. Spark Plug Sockets 16 & 21 mm
  - 4 FSDA1008-1014 5/16" Hex Shank Hexagon Insert Bits 8, 10, 12, 14 mm
  - 4 FSEA1040-1055 5/16" Hex Shank Star Insert Bits T40, T45, T50, T55
  - 3 FSAA1008-1012 5/16" Hex Shank Slotted Insert Bits 8, 10, 12 mm
  - 2 FSBA1003 & 1004 5/16" Hex Shank Phillips Insert Bits PH3 & PH4
  - 2 FSCA1003 & 1004 5/16" Hex Shank Pozzi Insert Bits PZ3 & PZ4
  - 2 CJBG0815 & 1627 1/4" & 1/2" Dr. 36 Teeth Reversible Ratchet Handle with Quick Release
  - 2 CAHA0840 & 1678 1/4" & 1/2" Dr. Universal Joint
  - 2 CAAA0802 & 0804 1/4" Dr. Extension Bar - 2" & 4" (L)
  - 1 CAIA0815 1/4" Dr. Spinner Handle
  - 1 CTCK0811 1/4" Dr. Sliding T-Handle
  - 1 CASA0806 1/4" Dr. Flexible Extension Bar - 6" (L)
  - 1 FTAB1610 1/2" Dr. x 5/16" (H) Quick Change Bit Holder
  - 2 CAAA1605 & 1610 1/2" Dr. Extension Bar - 5" & 10" (L)
  - 1 CAGA1216 3/8" (F) x 1/2" (M) Dr. 3-Way Adapter
  - 3 AGAS1E05-2E06 Short Type Hex Key Wrenches 1.5, 2, 2.5 mm

BLOW CASE: W375 x D282 x H87 (mm)

### 108PCS Professional Grade 1/4" & 1/2" DR. Flank Socket Set

1/4"  
1/2"



| ITEM NO. | 6PT  | Satin | GCAI108R  |
|----------|------|-------|-----------|
|          | 12PT | Satin | GCAI108R1 |

- CONTENTS** 3 (SET)
- 13 BAEA0804-0814 1/4" Dr. 6PT Flank Sockets 4, 4.5, 5, 5.5, 6, 7, 8, 9, 10, 11, 12, 13, 14 mm
  - 6 BAE0806-0813 1/4" Dr. 6PT Flank Deep Sockets 6, 7, 8, 9, 10, 11, 12, 13 mm
  - 5 BAED0804-0808 1/4" Dr. Star Sockets E4, E5, E6, E7, E8
  - 4 BCDA0803-0806 1/4" Dr. Hex Bit Sockets 3, 4, 5, 6 mm
  - 7 BCFA0808-0830 1/4" Dr. Star Bit Sockets T8, T10, T15, T20, T25, T27, T30
  - 3 BCCA0804-086E 1/4" Dr. Slotted Bit Sockets 4, 5.5, 6.5 mm
  - 2 BCAA08P1 & 08P2 1/4" Dr. Phillips Bit Sockets PH1 & PH2
  - 2 BCBA08P1 & 08P2 1/4" Dr. Pozzi Bit Sockets PZ1 & PZ2
  - 1 CJBG0815 1/4" Dr. 36 Teeth Reversible Ratchet Handle with Quick Release
  - 2 CAAA0802 & 0804 1/4" Dr. Extension Bar - 2" & 4"
  - 1 CTCK0811 1/4" Dr. Sliding T-Handle
  - 1 CAHA0840 1/4" Dr. Universal Joint
  - 1 CAIA0815 1/4" Dr. Spinner Handle
  - 3 AGAS1E05-2E06 Short Type Hex Key Wrenches 1.5, 2, 2.5 mm
  - 13 BAEA1610-1632 1/2" Dr. 6PT Flank Sockets 10, 11, 12, 13, 14, 15, 16, 17, 18, 19, 20, 21, 22, 24, 27, 30, 32 mm
  - 5 BAE1614-1622 1/2" Dr. 6PT Flank Deep Sockets 14, 15, 17, 19, 22 mm
  - 6 BAED1610-1624 1/2" Dr. Star Sockets E10, E11, E12, E14, E16, E18, E20, E24
  - 5 FSDA1007-1014 5/16" Hex Shank Hexagon Insert Bits 7, 8, 10, 12, 14 mm
  - 5 FSEA1040-1060 5/16" Hex Shank Star Insert Bits T40, T45, T50, T55, T60
  - 3 FSAA1008-1012 5/16" Hex Shank Slotted Insert Bits 8, 10, 12 mm
  - 2 FSBA1003 & 1004 5/16" Hex Shank Phillips Insert Bits PH3 & PH4
  - 2 FSCA1003 & 1004 5/16" Hex Shank Pozzi Insert Bits PZ3 & PZ4
  - 1 CJBG1627 1/2" Dr. 36 Teeth Reversible Ratchet Handle with Quick Release
  - 2 CAAA1605 & 1610 1/2" Dr. Extension Bar - 5" & 10"
  - 1 CAHA1678 1/2" Dr. Universal Joint
  - 2 BAAR1616 & 1621 1/2" Dr. Spark Plug Sockets - 16 & 21mm
  - 1 FTAB1610 1/2" Dr. x 5/16" (H) Quick Change Bit Holder
  - 1 CAGA1216 3/8" (F) x 1/2" (M) Dr. 3-Way Adapter

BLOW CASE: W375 x D282 x H87 (mm)

# Hand Sockets, Bit Sockets & Accessories

82PCS Professional Grade  
1/4" & 1/2" DR. Flank Socket Wrench Set

1/4"  
1/2"



| ITEM NO. | GPT  | Satin | GCAI8201 |
|----------|------|-------|----------|
|          | 12PT | Satin | GCAI8202 |

CONTENTS 3 (SET)

- 12 BAEA0804-0813  
1/4" Dr. 6PT Flank Sockets  
4, 4.5, 5, 5.5, 6, 7, 8, 9, 10, 11, 12, 13 mm
- 3 BCAA0804-086E  
1/4" Dr. Slotted Bit Sockets  
4, 5.5, 6.5 mm
- 2 BCAA08P1 & 08P2  
1/4" Dr. Phillips Bit Sockets  
PH1 & PH2
- 2 BCBA08P1 & 08P2  
1/4" Dr. Pozzi Bit Sockets  
PZ1 & PZ2
- 4 BCDA0803-0806  
1/4" Dr. Hex Bit Sockets  
3, 4, 5, 6 mm
- 7 BCFA0808-0830  
1/4" Dr. Star Bit Sockets  
T8, T10, T15, T20, T25, T27, T30
- 2 CAAA0802 & 0804  
1/4" Dr. Extension Bar - 2" & 4" (L)
- 1 CASA0806  
1/4" Dr. Flexible Extension Bar - 6" (L)
- 1 CTCK0811  
1/4" Dr. Sliding T-Handle
- 1 CAIP0816  
1/4" Dr. Spinner Handle
- 2 FSBA1003 & 1004  
5/16" Hex Shank Phillips Insert Bits  
PH3 & PH4
- 2 FSCA1003 & 1004  
5/16" Hex Shank Pozzi Insert Bits  
PZ3 & PZ4
- 3 FSAA1008-1012  
5/16" Hex Shank Slotted Insert Bits  
8, 10, 12 mm
- 4 FSDA1008-1014  
5/16" Hex Shank Hexagon Insert Bits  
8, 10, 12, 14 mm
- 5 FSEA1040-1060  
5/16" Hex Shank Star Insert Bits  
T40, T45, T50, T55, T60
- 12 BAEA1614-1632  
1/2" Dr. 6PT Flank Sockets  
14, 15, 16, 17, 18, 19, 20, 22, 24, 27, 30, 32 mm
- 2 CAAA1605 & 1610  
1/2" Dr. Extension Bar - 5" & 10" (L)
- 2 BAAR1616 & 1621  
1/2" Dr. Spark Plug Sockets - 16 & 21 mm
- 2 CJBG0815 & 1627  
1/4" & 1/2" Dr. 36 Teeth Reversible Ratchet Handle with Quick Release
- 2 CAHA0840 & 1678  
1/4" & 1/2" Dr. Universal Joint
- 1 FTAB1610  
1/2" Dr. x 5/16" (H) Quick Change Bit Holder
- 1 CAGA1216  
3/8" (F) x 1/2" (M) Dr. 3-Way Adapter
- 3 AAEX0808-2222  
Hi-Performance Combination Wrench 15" Offset  
8, 10, 11, 12, 13, 14, 17, 19, 22 mm

BLOW CASE: W375 x D282 x H75 (mm)

97PCS  
1/4" & 1/2" DR. Tool Kit

1/4"  
1/2"



| ITEM NO.         | GPT | Satin | GCAI9701 |
|------------------|-----|-------|----------|
| CONTENTS 2 (SET) |     |       |          |

- 12 BAEA0804-0813  
1/4" Dr. 6PT Flank Sockets  
4, 4.5, 5, 5.5, 6, 7, 8, 9, 10, 11, 12, 13 mm
- 10 BAAE0804-0813  
1/4" Dr. 6PT Flank Deep Sockets  
4, 5, 6, 7, 8, 9, 10, 11, 12, 13 mm
- 1 CAHA0840  
1/4" Dr. Universal Joint
- 1 CAAA0803  
1/4" Dr. Extension Bar - 3" (L)
- 1 CASA0806  
1/4" Dr. Flexible Extension Bar - 6" (L)
- 1 CTCK0811  
1/4" Dr. Sliding T-Handle
- 1 CFAC0806  
1/4" Dr. Swivel Handle - 6" (L)
- 1 FTAB0808  
1/4" Dr. x 1/4" (H) Quick Change Bit Holder
- 7 GAAV0702  
1/4" Hex Shank Star Insert Bits  
FSEA0810-0840 - T10, T15, T20, T25, T27, T30, T40
- 7 GAAV0704  
1/4" Hex Shank Slotted Insert Bits  
FSAA0804-086E - 4, 5.5, 6.5 mm
- 1/4" Hex Shank Phillips Insert Bits  
FSBA0801 & 0802 - PH1 & PH2
- 1/4" Hex Shank Pozzi Insert Bits  
FSCA0801 & 0802 - PZ1 & PZ2
- 1 CAIP0816  
1/4" Dr. Spinner Handle
- 1 CJBG0815  
1/4" Dr. 36 Teeth Reversible Ratchet Handle with Quick Release
- 12 BAEA1610-1632  
1/2" Dr. 6PT Flank Sockets  
10, 11, 12, 13, 14, 15, 16, 17, 18, 19, 20, 21, 22, 23, 24, 27, 30, 32 mm
- 10 BAAE1610-1624  
1/2" Dr. 6PT Flank Deep Sockets  
10, 12, 13, 14, 16, 17, 19, 21, 22, 24 mm
- 1 CAHA1678  
1/2" Dr. Universal Joint
- 2 BAAR1616 & 1621  
1/2" Dr. Spark Plug Sockets - 16 & 21 mm
- 2 CAAA1605 & 1610  
1/2" Dr. Extension Bar - 5" & 10" (L)
- 1 CTCK1625  
1/2" Dr. Sliding T-Handle
- 1 CFAC1615  
1/2" Dr. Swivel Handle - 15" (L)
- 1 CJBG1627  
1/2" Dr. 36 Teeth Reversible Ratchet Handle with Quick Release
- 3 GAAL0910  
Short Type Hex Key Wrench Set  
1.5, 2, 2.5, 3, 4, 5, 6, 8, 10 mm
- 1 FBAB0203  
Stubby Phillips Anti-Slip Screwdriver  
PH2x25
- 2 FBAB0210 & 0315  
Phillips Anti-Slip Screwdrivers  
PH2x100 & PH3x150
- 1 FABB6E03  
Stubby Slotted Anti-Slip Screwdriver  
6.5x25
- 1 FAAB5E10  
Slotted Anti-Slip Screwdriver  
5.5x100
- 1 DEBB2206  
Diagonal Cutting Pliers - 6" (L)
- 1 DBBB2207  
Combination Pliers - 7" (L)
- 1 AMAC2420  
Adjustable Wrench - 8" (L)

BLOW CASE: W473 x D345 x H82 (mm)

# 151PCS Professional Grade


1/4", 3/8" & 1/2" DR. Flank Socket Set



1/4"  
3/8"  
1/2"

| ITEM NO.         | GPT | Satin | GCAI151R |
|------------------|-----|-------|----------|
| CONTENTS 2 (SET) |     |       |          |

- 13 BAEA0804-0814  
1/4" Dr. 6PT Flank Sockets  
4, 4.5, 5, 5.5, 6, 7, 8, 9, 10, 11, 12, 13, 14 mm
- 10 BAEA1210-1219  
3/8" Dr. 6PT Flank Sockets  
10, 11, 12, 13, 14, 15, 16, 17, 18, 19, mm
- 17 BAEA1610-1632  
1/2" Dr. 6PT Flank Sockets  
10, 11, 12, 13, 14, 15, 16, 17, 18, 19, 20, 21, 22, 24, 27, 30, 32 mm
- 7 BAAE0804-0810  
1/4" Dr. 6PT Flank Deep Sockets  
4, 5, 6, 7, 8, 9, 10 mm
- 6 BAAE1210-1215  
3/8" Dr. 6PT Flank Deep Sockets  
10, 11, 12, 13, 14, 15 mm
- 5 BAAE1616-1622  
1/2" Dr. 6PT Flank Deep Sockets  
16, 17, 18, 19, 22 mm
- 5 BAED0804-0808  
1/4" Dr. Star Sockets  
E4, E5, E6, E7, E8
- 6 BAED1210-1218  
3/8" Dr. Star Sockets  
E10, E11, E12, E14, E16, E18
- 2 BAED1620 & 1624  
1/2" Dr. Star Sockets - E20 & E24
- 4 BCAA0804-0807  
1/4" Dr. Slotted Bit Sockets  
4, 5.5, 6.5, 7 mm
- 3 BCAA08P0-08P2  
1/4" Dr. Phillips Bit Sockets  
PH0, PH1, PH2
- 3 BCBA08P0-08P2  
1/4" Dr. Pozzi Bit Sockets  
PZ0, PZ1, PZ2
- 8 BCFA0808-0830  
1/4" Dr. Star Bit Sockets  
T8, T9, T10, T15, T20, T25, T27, T30
- 4 BCDA0803-0806  
1/4" Dr. Hex Bit Sockets  
3, 4, 5, 6 mm
- 8 BCLA0808-0830  
1/4" Dr. Star Tamperproof Bit Sockets  
T8, T9, T10, T15, T20, T25, T27, T30



| CONTENTS  |
|---|
| 1 BAAR1218<br>3/8" Dr. Spark Plug Socket - 18 mm  |
| 2 BAAR1616 & 1621<br>1/2" Dr. Spark Plug Sockets - 16 & 21 mm                                   |
| 1 FTAB1210<br>3/8" Dr. x 5/16" (H) Quick Change Bit Holder                                      |
| 1 FTAB1610<br>1/2" Dr. x 5/16" (H) Quick Change Bit Holder                                      |
| 3 FSAA1008-1012<br>5/16" Hex Shank Slotted Insert Bits<br>8, 10, 12 mm                          |
| 2 FSBA1003 & 1004<br>5/16" Hex Shank Phillips Insert Bits - PH3 & PH4                           |
| 2 FSCA1003 & 1004<br>5/16" Hex Shank Pozzi Insert Bits - PZ3 & PZ4                              |
| 6 FSEA1040-1070<br>5/16" Hex Shank Star Insert Bits<br>T40, T45, T50, T55, T60, T70             |
| 5 FSDA1007-1014<br>5/16" Hex Shank Hexagon Insert Bits<br>7, 8, 10, 12, 14 mm                   |
| 6 FSGA1040-1070<br>5/16" Hex Shank Star Tamperproof Insert Bits<br>T40, T45, T50, T55, T60, T70 |
| 3 CJRM0815-1626<br>1/4", 3/8" & 1/2" Dr. 72 Teeth Reversible Ratchet Handle with Quick Release  |
| 3 CAHA0840-1678<br>1/4", 3/8" & 1/2" Dr. Universal Joint  |
| 1 CTCK0811<br>1/4" Dr. Sliding T-Handle   |
| 1 CAIA0815<br>1/4" Dr. Spinner Handle   |
| 2 CAAA0802 & 0804<br>1/4" Dr. Extension Bar - 2" & 4" (L)                                       |
| 1 CAAA1206<br>3/8" Dr. Extension Bar - 6" (L)   |
| 2 CAAA1605 & 1610<br>1/2" Dr. Extension Bar - 5" & 10" (L)                                      |
| 1 CAGA1216<br>3/8" (F) x 1/2" (M) Dr. 3-Way Adapter   |
| 7 AGAS1C04-0509<br>Short Type Hex Key Wrenches<br>1.27, 1.5, 2, 2.5, 3, 4, 5 mm                 |

BLOW CASE: W483 x D346 x H91 (mm)

# Hand Sockets, Bit Sockets & Accessories

**80PCS Professional Grade**  
1/4" & 1/2" DR. Tool Kit

1/4"  
1/2"



| ITEM NO.                | 6PT             | Satin | GCAI8002   |
|-------------------------|-----------------|-------|--|
| <b>CONTENTS</b> 2 (SET) |                 |       |  |
| 1                       | AAEW0808-1919   |       | Super-Torque Combination Wrench 15" Offset<br>8, 10, 12, 13, 14, 15, 17, 18, 19 mm   |
| 10                      | BAEA0804-0813   |       | 1/4" Dr. 6PT Flank Sockets<br>4, 5, 6, 7, 8, 9, 10, 11, 12, 13 mm  |
| 3                       | BAEE0808-0812   |       | 1/4" Dr. 6PT Flank Deep Sockets<br>8, 10, 12 mm  |
| 11                      | BAEA1614-1632   |       | 1/2" Dr. 6PT Flank Sockets<br>14, 15, 17, 18, 19, 21, 22, 24, 27, 30, 32 mm  |
| 3                       | BAEE1614-1619   |       | 1/2" Dr. 6PT Flank Deep Sockets<br>14, 17, 19 mm   |
| 2                       | BAAR1616 & 1621 |       | 1/2" Dr. Spark Plug Sockets - 16 & 21 mm   |
| 1                       | CAAA0804        |       | 1/4" Dr. Extension Bar - 4" (L)  |
| 2                       | CAAA1605 & 1610 |       | 1/2" Dr. Extension Bar - 5" & 10" (L)  |
| 1                       | CTCK0811        |       | 1/4" Dr. Sliding T-Handle  |
| 1                       | CTCK1625        |       | 1/2" Dr. Sliding T-Handle - 10" (L)  |
| 2                       | CAHA0840 & 1678 |       | 1/4" & 1/2" Dr. Universal Joint  |
| 1                       | CAIA0815        |       | 1/4" Dr. Spinner Handle  |
| 1                       | CASA0806        |       | 1/4" Dr. Flexible Extension Bar - 6" (L)   |
| 2                       | CJBG0815 & 1627 |       | 1/4" & 1/2" Dr. 36 Teeth Reversible Ratchet Handle with Quick Release  |
| 1                       | DDBA2210        |       | Box-Joint Water Pump Pliers - 10" (L)  |
| 1                       | DFBB2208        |       | Long Nose Pliers - 8" (L)  |
| 1                       | DBBB2207        |       | Combination Pliers - 7" (L)  |
| 1                       | FTAB0808        |       | 1/4" Dr. x 1/4" (H) Quick Change Bit Holder  |
| 3                       | FBAB0108-0315   |       | Phillips Anti-Slip Screwdrivers<br>PH1x80, PH2x100, PH3x150  |
| 2                       | FAAB5E10 & 6E10 |       | Slotted Anti-Slip Screwdrivers<br>5.5x100 & 6.5x100 mm   |
| 7                       | GAAV0704        |       | 1/4" Hex Shank Slotted Insert Bits<br>FSA0804-086E - 4, 5.5, 6.5 mm<br>1/4" Hex Shank Phillips Insert Bits<br>FSBA0801-0802 - PH1 & PH2<br>1/4" Hex Shank Pozzi Insert Bits<br>FSCA0801-0802 - PZ1 & PZ2 |
| 7                       | GAAV0702        |       | 1/4" Hex Shank Star Insert Bits<br>FSEA0810-0840 - T10, T15, T20, T25, T27, T30, T40   |
| 7                       | GAAV0701        |       | 1/4" Hex Shank Hexagon Insert Bits<br>FSDA0802-0808 - 2, 2.5, 3, 4, 5, 6, 8 mm   |
| 1                       | HAAA0330        |       | Engineers Hammer (300g)  |

BLOW CASE: W483 x D346 x H91 (mm)

**96PCS**  
1/4" & 1/2" DR. Tool Kit

1/4"  
1/2"



| ITEM NO.                | 6PT             | Satin | GCAI9601  |
|-------------------------|-----------------|-------|---|
| <b>CONTENTS</b> 2 (SET) |                 |       |   |
| 2                       | BAEA0804-0810   |       | 1/4" Dr. 6PT Flank Sockets<br>4, 4.5, 5, 5.5, 6, 7, 8, 9, 10 mm   |
| 6                       | BAED0804-0810   |       | 1/4" Dr. Star Sockets<br>E4, E5, E6, E7, E8, E10  |
| 1                       | CAAA0803        |       | 1/4" Dr. Extension Bar - 3" (L)   |
| 1                       | CASA0806        |       | 1/4" Dr. Flexible Extension Bar - 6" (L)  |
| 1                       | CAHA0840        |       | 1/4" Dr. Universal Joint  |
| 1                       | CTCK0811        |       | 1/4" Dr. Sliding T-Handle   |
| 1                       | CJBG0815        |       | 1/4" Dr. 36 Teeth Reversible Ratchet Handle with Quick Release  |
| 1                       | FTAB0808        |       | 1/4" Dr. x 1/4" (H) Quick Change Bit Holder   |
| 1                       | CAIP0816        |       | 1/4" Dr. Spinner Handle   |
| 10                      | FSDA0802-0812   |       | 1/4" Hex Shank Hexagon Insert Bits<br>2, 2.5, 3, 4, 5, 6, 7, 8, 10, 12 mm                                     |
| 10                      | FSEA0808-0850   |       | 1/4" Hex Shank Star Insert Bits<br>T8, T10, T15, T20, T25, T27, T30, T40, T45, T50                            |
| 20                      | BAEA1608-1632   |       | 1/2" Dr. 6PT Flank Sockets<br>8, 9, 10, 11, 12, 13, 14, 15, 16, 17, 18, 19, 20, 21, 22, 23, 24, 27, 30, 32 mm |
| 6                       | BAED1611-1620   |       | 1/2" Dr. Star Sockets<br>E11, E12, E14, E16, E18, E20   |
| 2                       | BAAR1616 & 1621 |       | 1/2" Dr. Spark Plug Sockets - 16 & 21 mm  |
| 2                       | CAAA1605 & 1610 |       | 1/2" Dr. Extension Bar - 5" & 10" (L)   |
| 1                       | CAHA1678        |       | 1/2" Dr. Universal Joint  |
| 1                       | CTCK1625        |       | 1/2" Dr. Sliding T-Handle   |
| 1                       | CJBG1627        |       | 1/2" Dr. 36 Teeth Reversible Ratchet Handle with Quick Release  |
| 11                      | AAEX0808-1919   |       | Hi-Performance Combination Wrench 15" Offset<br>8, 10, 11, 12, 13, 14, 15, 16, 17, 18, 19 mm                  |
| 4                       | AEAA0810-1719   |       | Flare Nut Wrenches<br>8x10, 11x13, 12x14, 17x19 mm  |
| 1                       | AMAC2420        |       | Adjustable Wrench - 8" (L)  |
| 1                       | DBBB2207        |       | Combination Pliers - 7" (L)   |
| 2                       | FBAB0108 & 0210 |       | Phillips Anti-Slip Screwdrivers<br>PH1x80 & PH2x100   |
| 2                       | FAAB5E10 & 6E15 |       | Slotted Anti-Slip Screwdrivers<br>5.5x100 & 6.5x150   |


BLOW CASE: W483 x D346 x H91 (mm)

**TOPTUL**

BLOW CASE TOOL SET

**106PCS Professional Grade**  
1/4" & 1/2" DR. Flank Socket Wrench Set

1/4"  
1/2"




| ITEM NO.                | 6PT                                  | Satin | GCAI106B  |
|-------------------------|--------------------------------------|-------|---|
| <b>CONTENTS</b> 2 (SET) |                                      |       |   |
| 15                      | BAEA0804-0814                        |       | 1/4" Dr. 6PT Flank Sockets<br>4, 4.5, 5, 5.5, 6, 7, 8, 9, 10, 11, 12, 13, 14 mm   |
| 3                       | BAEE0808-0812                        |       | 1/4" Dr. 6PT Flank Deep Sockets<br>8, 10, 12 mm   |
| 15                      | BAEA1615-1632                        |       | 1/2" Dr. 6PT Flank Sockets<br>15, 16, 17, 18, 19, 20, 21, 22, 23, 24, 27, 32 mm   |
| 3                       | BAEE1614-1619                        |       | 1/2" Dr. 6PT Flank Deep Sockets<br>14, 17, 19 mm  |
| 1                       | CAAA0804                             |       | 1/4" Dr. Extension Bar - 4" (L)   |
| 2                       | CAAA1605 & 1610                      |       | 1/2" Dr. Extension Bar - 5" & 10" (L)   |
| 1                       | CTCK0811                             |       | 1/4" Dr. Sliding T-Handle   |
| 1                       | CTCK1625                             |       | 1/2" Dr. Sliding T-Handle - 10" (L)   |
| 2                       | CAHA0840 & 1678                      |       | 1/4" & 1/2" Dr. Universal Joint   |
| 2                       | BAAR1616 & 1621                      |       | 1/2" Dr. Spark Plug Sockets - 16 & 21 mm  |
| 2                       | CJBG0815 & 1627                      |       | 1/4" & 1/2" Dr. 36 Teeth Reversible Ratchet Handle with Quick Release   |
| 1                       | CAIA0815                             |       | 1/4" Dr. Spinner Handle   |
| 1                       | FTBA0824                             |       | 1/4" (H) Magnetic Bit Holder with Handle  |
| 2                       | FTAB0808 & 1610                      |       | 1/4" Dr. x 1/4" (H) & 1/2" Dr. x 5/16" (H) Quick Change Bit Holder  |
| 3                       | FSA01008-1012                        |       | 5/16" Hex Shank Slotted Insert Bits<br>8, 10, 12 mm   |
| 2                       | FSBA1003 & 1004                      |       | 5/16" Hex Shank Phillips Insert Bits<br>PH3 & PH4   |
| 2                       | FSCA1003 & 1004                      |       | 5/16" Hex Shank Pozzi Insert Bits<br>PZ3 & PZ4  |
| 3                       | FSEA1045-1055                        |       | 5/16" Hex Shank Star Insert Bits<br>T45, T50, T55   |
| 4                       | FSDA1008-1014                        |       | 5/16" Hex Shank Hexagon Insert Bits<br>8, 10, 12, 14 mm   |
| 31                      | GAAW3101 - 31PCS Screwdriver Bit Set |       | FSBA: PH0, PH1x2pcs, PH2x2pcs, PH3<br>FSCA: PZ0, PZ1x2pcs, PZ2x2pcs, PZ3<br>FSAA: 4x0.5, 5.5x1, 6.5x1.2 mm<br>FSDA: 3, 4, 5, 6 mm<br>FSEA: T6, T7, T8, T9, T10, T15, T20, T25, T27, T30, T40<br>1/4" Dr. x 1/4" (H) Magnetic Power Bit Holder |
| 15                      | AAEW0606-2222                        |       | Super-Torque Combination Wrench 15" Offset<br>6, 7, 8, 9, 10, 11, 12, 13, 14, 15, 16, 17, 18, 19, 22 mm   |

BLOW CASE: W483 x D346 x H91 (mm)

**130PCS Professional Grade**  
1/4", 3/8" & 1/2" DR. Flank Socket Wrench Set  
(METRIC & SAE)

1/4"  
3/8"  
1/2"



| ITEM NO.                | 6PT             | Satin | GCAI130B   |
|-------------------------|-----------------|-------|--|
| <b>CONTENTS</b> 2 (SET) |                 |       |  |
| 6                       | BAED0804-0810   |       | 1/4" Dr. Star Sockets<br>E4, E5, E6, E7, E8, E10   |
| 4                       | BAEE0808-0812   |       | 1/4" Dr. 6PT Flank Deep Sockets<br>8, 9, 10, 12 mm   |
| 11                      | BAEA0804-0812   |       | 1/4" Dr. 6PT Flank Sockets<br>4, 4.5, 5, 5.5, 6, 7, 8, 9, 10, 11, 12 mm                          |
| 7                       | BBAE0805-0811   |       | 1/4" Dr. 6PT Flank Sockets<br>5/32", 3/16", 7/32", 1/4", 9/32", 5/16", 11/32"                    |
| 6                       | BAED1211-1220   |       | 3/8" Dr. Star Sockets<br>E11, E12, E14, E16, E18, E20  |
| 4                       | BAEE1213-1217   |       | 3/8" Dr. 6PT Flank Deep Sockets<br>13, 14, 15, 17 mm   |
| 7                       | BBAE1213-1219   |       | 3/8" Dr. 6PT Flank Sockets<br>13, 14, 15, 16, 17, 18, 19 mm                                      |
| 3                       | BBAE1212-1228   |       | 3/8" Dr. 6PT Flank Sockets<br>3/8", 7/16", 1/2", 9/16", 5/8", 11/16", 3/4", 13/16", 7/8"         |
| 7                       | BBAE1620-1632   |       | 1/2" Dr. 6PT Flank Sockets<br>20, 21, 22, 24, 27, 30, 32 mm                                      |
| 4                       | BBAE1630-1640   |       | 1/2" Dr. 6PT Flank Sockets<br>15/16", 1", 1-1/16", 1-1/4"  |
| 4                       | BCFA1645-1660   |       | 1/2" Dr. Star Bit Sockets<br>T45, T50, T55, T60  |
| 5                       | BCFA1220-1240   |       | 3/8" Dr. Star Bit Sockets<br>T20, T25, T27, T30, T40   |
| 2                       | BCDA1208 & 1210 |       | 3/8" Dr. Hex Bit Sockets - 8 & 10 mm   |
| 3                       | BCCA125E-1208   |       | 3/8" Dr. Slotted Bit Sockets<br>5.5, 6.5, 8 mm   |
| 3                       | BCAA12P2-12P4   |       | 3/8" Dr. Phillips Bit Sockets - PH2, PH3, PH4  |
| 7                       | GAAV0703        |       | 1/4" Hex Shank Star Tamperproof Insert Bits<br>FSGA0810-0840 - T10, T15, T20, T25, T27, T30, T40 |
| 7                       | GAAV0702        |       | 1/4" Hex Shank Star Insert Bits<br>FSEA0810-0840 - T10, T15, T20, T25, T27, T30, T40             |
| 7                       | GAAV0701        |       | 1/4" Hex Shank Hexagon Insert Bits<br>FSDA0802-0808 - 2, 2.5, 3, 4, 5, 6, 8 mm                   |
| 3                       | CAHA0840-1678   |       | 1/4", 3/8" & 1/2" Dr. Universal Joint  |
| 3                       | CJBG0815-1627   |       | 1/4" & 1/2" Dr. 36 Teeth Reversible Ratchet Handle with Quick Release                            |
| 1                       | FTAB0808        |       | 1/4" Dr. x 1/4" (H) Quick Change Bit Holder  |
| 1                       | CAAA0802        |       | 1/4" Dr. Extension Bar - 2" (L)  |
| 1                       | CAIP0816        |       | 1/4" Dr. Spinner Handle  |
| 2                       | CAAA1203 & 1206 |       | 3/8" Dr. Extension Bar - 3" & 6" (L)   |
| 2                       | BAAR1616 & 1621 |       | 1/2" Dr. Spark Plug Sockets - 16 & 21 mm   |
| 2                       | CAAA1605 & 1610 |       | 1/2" Dr. Extension Bar - 5" & 10" (L)  |
| 12                      | AAEW0808-2222   |       | Super-Torque Combination Wrench 15" Offset<br>8, 9, 10, 11, 12, 13, 14, 17, 18, 19, 21, 22 mm    |

BLOW CASE: W483 x D346 x H91 (mm)



**Impact Sockets, Bit Sockets, Accessories & Air Wrench Series**  
**Specialized**

Impact tools for auto maintenance and repairs. Available in 3/8", 1/2", 3/4", 1" & 1-1/2".

www.toptul.com

**IMPACT SOCKETS, BIT SOCKETS, ACCESSORIES & AIR WRENCH SERIES**




PROFESSIONAL IMPACT TOOLS

IMPACT SOCKETS, BIT SOCKETS, ACCESSORIES & AIR WRENCH

**Hand Sockets, Bit Sockets & Accessories**

21PCS Professional Grade  
3/4" DR. Flank Socket Set  
3/4"



| ITEM NO.  |       |          |
|---|-------|----------|
| 6PT   | Satin | GCAI2104 |
| 12PT  | Satin | GCAI2105 |
| <b>CONTENTS</b> 2 (SET)   |       |          |
| 16 BAEA2419-2450<br>3/4" Dr. 6PT Flank Sockets<br>19, 21, 22, 23, 24, 26, 27, 29, 30, 32, 35, 36, 38, 41, 46, 50 mm |       |          |
| 2 CABA2408 & 2416<br>3/4" Dr. Extension Bar With Quick Release<br>8" & 16" (L)                                      |       |          |
| 1 CAHA24A0<br>3/4" Dr. Universal Joint  |       |          |
| 1 CHES2408<br>3/4" Dr. 43 Teeth Reversible Ratchet with Adjustable Tube Handle (Quick-Release)<br>500-800mm         |       |          |
| 1 CFDC2408<br>3/4" Dr. Swivel Handle with Adjustable Tube Handle (Quick-Release)<br>500-800mm                       |       |          |
| BLOW CASE: W535 x D385 x H100 (mm)  |       |          |

21PCS Professional Grade  
3/4" DR. Flank Socket Set  
3/4"



| ITEM NO.  |       |          |
|---|-------|----------|
| 6PT   | Satin | GCAI2102 |
| 12PT  | Satin | GCAI2103 |
| <b>CONTENTS</b> 2 (SET)   |       |          |
| 16 BAEA2419-2450<br>3/4" Dr. 6PT Flank Sockets<br>19, 21, 22, 23, 24, 26, 27, 29, 30, 32, 35, 36, 38, 41, 46, 50 mm |       |          |
| 2 CABA2408 & 2416<br>3/4" Dr. Extension Bar With Quick Release<br>8" & 16" (L)                                      |       |          |
| 1 CAHA24A0<br>3/4" Dr. Universal Joint  |       |          |
| 1 CFJB2419<br>3/4" Dr. Swivel Handle - 21" (L)  |       |          |
| 1 CHFS2451<br>3/4" Dr. 43 Teeth Reversible Ratchet Handle with Quick Release  |       |          |
| BLOW CASE: W535 x D385 x H100 (mm)  |       |          |

17PCS Professional Grade  
3/4" DR. Flank Socket Set  
3/4"



| ITEM NO.  |       |          |
|---|-------|----------|
| 6PT   | Satin | GCAI1701 |
| 12PT  | Satin | GCAI1702 |
| <b>CONTENTS</b> 2 (SET)   |       |          |
| 13 BAEA2419-2450<br>3/4" Dr. 6PT Flank Sockets<br>19, 21, 22, 23, 24, 27, 30, 32, 36, 38, 41, 46, 50 mm |       |          |
| 2 CABA2404 & 2408<br>3/4" Dr. Extension Bar With Quick Release<br>4" & 8" (L)                           |       |          |
| 1 CTCJ2418<br>3/4" Dr. Sliding T- Handle with Quick Release - 18" (L)                                   |       |          |
| 1 CHFS2451<br>3/4" Dr. 43 Teeth Reversible Ratchet Handle with Quick Release                            |       |          |
| BLOW CASE: W602 x D205 x H102 (mm)  |       |          |