



7 Drawer

NEW MODEL

Mobile Tool Trolley

PRO-PLUS SERIES GRAY

ITEM NO.	SIZE(W)x(D)x(H)mm
TCAG0703	Overall: 746x462x805 Overall w/caster: 746x462x978 5 Drawer: 578x378x75 2 Drawer: 578x378x155

PRO-PLUS SERIES GREEN



Trolley Part No. TCAG0702

PRO-PLUS SERIES RED



Trolley Part No. TCAG0701

PRO-PLUS SERIES BLUE



Trolley Part No. TCAG0704

7 DRAWER TOOL TROLLEY


PRO-PLUS SERIES

PRO-PLUS SERIES TOOL TROLLEY

- 5 Medium & 2 Large Drawers with Side Locking System
- Smooth Ball Bearing Slide Drawers with Auto-Return Function
- 100% Fully Opening and Retractable Drawers
- Safety Internal Drawer Locking System (Prevent Drawers from Opening When in Motion)
- Loading Capacity Per Drawer 45 kg
- Static Load Capacity 680 kg
- Rounded Edge & Recessed-Frame Sidewall Body Construction
- New Style Composite Drawer Handle
- Large Arc-Shaped Side Handle
- Smart Foldable Key
- 10mm EVA Material Top Mat
- Heavy Duty 5"x2" Anti-Slip & Shockproof TPR Casters with Lock (2 Fixed Casters and 2 Swivel Casters with Lock)
- Electro-Power Coating to Resist Scratches and Solvent Markings
- Supplied with Drawer Liners and One Spray Can Holder



Professional Sturdy Back Wall Design W/Original Manufacturer Logo Engraving Marking



PRO-PLUS SERIES

8-Drawer Mobile Tool Trolley

PRO-PLUS SERIES GRAY

- 7 Medium & 1 Large Drawers with Side Locking System
- Smooth Ball Bearing Slide Drawers with Auto-Return Function
- 100% Fully Opening and Retractable Drawers
- Safety Internal Drawer Locking System (Prevent Drawers from Opening When in Motion)
- Loading Capacity Per Drawer 45 kg
- Static Load Capacity 680 kg
- Rounded Edge & Recessed-Frame Sidewall Body Construction
- New Style Composite Drawer Handle
- Large Arc-Shaped Side Handle
- Smart Foldable Key
- 10mm EVA Material Top Mat
- Heavy Duty 5"x2" Anti-Slip & Shockproof TPR Casters with Lock (2 Fixed Casters and 2 Swivel Casters with Lock)
- Electro-Power Coating to Resist Scratches and Solvent Markings
- Supplied with Drawer Liners

ITEM NO.	SIZE(W)x(D)x(H)mm
TCBG0803	Overall: 746x462x805 Overall w/caster: 746x462x978 7 Drawer: 578x378x75 1 Drawer: 578x378x155



• Shelf is hinged to bracket to become Work-Table



• T-Handle Wrench Holder Design fits the Hole System, directly hanging on the sidewall of trolley without screws



• Install a Paper Roll Holder, easy to unroll the papers between pulls



• Bottle Holder Design also fits the Hole System, directly hanging on the sidewall of trolley without screws. For storing, cleaning products, sprays and etc.

FOR PRO-PLUS SERIES & NEW PRO-LINE SERIES ONLY

Folding Shelf



ITEM NO.	SIZE(W)x(D)x(H)mm
TAAE4034	400x340x174

Paper Roll Holder



ITEM NO.	SIZE(W)x(D)x(H)mm
TEAL3701	374x238x100

Can Holder



ITEM NO.	SIZE(W)x(D)x(H)mm
TEAI3401	340x90x90

T-Handle Wrench Holder (2 In One Set)



ITEM NO.	SIZE(W)x(D)x(H)mm
TEAM0701	70x100x60

4-Drawer Tool Chest

PRO-PLUS SERIES GRAY

- 4 Medium Drawers with Side Locking System
- Smooth Ball Bearing Slide Drawers with Auto-Return Function
- 100% Fully Opening and Retractable Drawers
- Safety Internal Drawer Locking System (Prevent Drawers from Opening When in Motion)
- Loading Capacity Per Drawer 45 kg
- Static Load Capacity 680 kg
- Rounded Edge & Recessed-Frame Sidewall Body Construction
- New Style Composite Drawer Handle
- Smart Foldable Key
- 10mm EVA Material Top Mat
- Electro-Power Coating to Resist Scratches and Solvent Markings
- Supplied with Drawer Liners

ITEM NO.	SIZE(W)x(D)x(H)mm
TBAJ0403	Overall: 746x462x425 4 Drawer: 578x378x75



• Rounded Edge & Recessed-Frame Sidewall Body Construction



• Smooth Ball Bearing Slides W/Safety Internal Drawer Locking System



• Side Locking System W/Smart Foldable Key



• Compatible with All TOPTUL Drawer Insert Tool Sets

Mobile Workbench

PRO-PLUS SERIES GRAY

- 5 Medium & 2 Large Drawers with Side Locking System
- Smooth Ball Bearing Slide Drawers with Auto-Return Function
- 100% Fully Opening and Retractable Drawers
- Safety Lock Allows Only One Drawer is Opened At A Time (Preventing The Cabinet to Tip Over)
- Loading Capacity Per Drawer 45 kg
- Static Load Capacity 680 kg
- Rounded Edge & Recessed-Frame Sidewall Body Construction
- Open Compartment for Storing Bulky Items and Large Trays
- New Style Composite Drawer Handle
- Smart Foldable Key
- 12mm Heavy Duty Rigid Working Table
- Heavy Duty 5"x2" Anti-Slip & Shockproof TPR Casters with Lock (2 Fixed Casters and 2 Swivel Casters with Lock)
- Electro-Power Coating to Resist Scratches and Solvent Markings
- Supplied with Drawer Liners

ITEM NO.	SIZE(W)x(D)x(H)mm
TCBH0703	Overall: 1122x462x805 Overall w/caster: 1122x462x978 5 Drawer: 578x378x75 2 Drawer: 578x378x155



NEW PRO-LINE SERIES

- NEW PRO-LINE SERIES TOOL TROLLEY**
- 5 Medium & 2 Large Drawers with Central Locking System
 - Smooth Ball Bearing Slide Drawers with Auto-Return Function (fully 100% retractable drawers)
 - Safety Lock Allows Only One Drawer is Opened At A Time (Preventing The Cabinet to Tip Over)
 - Loading Capacity Per Drawer 45 kg
 - Static Load Capacity 680 kg
 - Rounded Edge & Recessed-Frame Sidewall Body Construction
 - Strong Side Handle
 - New Style Composite Drawer Handle
 - Smart Foldable Key
 - 12mm PVC Material Top Mat
 - Electro-Power Coating to Resist Scratches & Solvent Markings
 - Heavy Duty 5"x2" Anti-Slip & Shockproof TPR Casters with Lock (2 Fixed Casters & 2 Swivel Casters with Lock)
 - Supplied with Drawer Liners and One Spray Can Holder

7-Drawer Mobile Tool Trolley (Jumbo Model) - NEW
NEW PRO-LINE SERIES GRAY



ITEM NO. TCBK0703
SIZE(W)x(D)x(H)mm
Overall: 930x459x831
Overall w/caster: 930x459x1004
5 Drawer: 773x377x75
2 Drawer: 773x377x154



• Smart Foldable Key



• 12mm PVC Material Top Mat



• Bottle Holder Design also fits the Hole System, directly hanging on the sidewall of trolley without screws. For storing, cleaning products, sprays and etc.



• Rounded Edge & Recessed-Frame Sidewall Body Construction



• Heavy Duty 5"x2" Anti-Slip & Shockproof TPR Casters with Lock

NEW PRO-LINE SERIES

- NEW PRO-LINE SERIES TOOL TROLLEY**
- 5 Medium & 2 Large Drawers with Central Locking System
 - High Performance ABS Material Top Work Table
 - Smooth Ball Bearing Slide Drawers with Auto-Return Function (full 100% retractable drawers)
 - Solid Body & Rounded Edge Trolley Construction
 - Sturdy Recessed-Frame Sidewall Construction (stronger than the standard flat sidewall construction)
 - Only One Drawer is Opened At a Time
 - Loading Capacity Per Drawer 45 kg
 - Static Load Capacity 680 kg
 - Strong Side Handle
 - Smart Foldable Key
 - New Style Plastic Drawer Handle
 - Electro-Power Coating to Resist Scratches & Solvent Markings
 - Heavy Duty 5"x2" Anti-Slip & Shockproof TPR Casters With Lock (2 Fixed Casters & 2 Swivel Casters with Lock)

7-Drawer Mobile Tool Trolley
NEW PRO-LINE SERIES RED



ITEM NO. TCAE0702
SIZE(W)x(D)x(H)mm
Overall: 733x459x836
Overall w/caster: 733x459x1010
5 Drawer: 578x378x75
2 Drawer: 578x378x155

3-Drawer Middle Tool Chest
NEW PRO-LINE SERIES RED



ITEM NO. TBAF0302
SIZE(W)x(D)x(H)mm
Overall: 733x459x385
3 Drawer: 578x378x75



PRO-LINE SERIES

- 7-DRAWER PRO-LINE SERIES TOOL TROLLEY**
- 5 Medium & 2 Large Drawers
 - High-Performance ABS Material Top Work Table
 - Smooth Ball Bearing Slide Drawers with Auto-Return Function (full 100% retractable drawers)
 - Only one drawer is opened at a time
 - Loading Capacity Per Drawer 45 kg
 - Static Load Capacity 680 kg
 - Smart Foldable Key
 - New-Style Plastic Drawer Handle
 - Electro-Power Coating to Resist Scratches & Solvent Markings
 - Heavy Duty 5"x2" Anti-Slip & Shockproof TPR Casters With Lock (2 Fixed Casters & 2 Swivel Casters with Lock)



• Smart Foldable Key



• New-Style Plastic Drawer Handle



• Heavy Duty 5"x2" Anti-Slip & Shockproof TPR Casters with Lock

3-Drawer Middle Tool Chest
PRO-LINE SERIES GREEN



ITEM NO. TBAD0301
SIZE(W)x(D)x(H)mm
Overall: 687x459x360
3 Drawer: 578x378x75

3-Drawer Middle Tool Chest
PRO-LINE SERIES RED



ITEM NO. TBAD0302
SIZE(W)x(D)x(H)mm
Overall: 687x459x360
3 Drawer: 578x378x75

7-Drawer Mobile Tool Trolley
PRO-LINE SERIES GREEN



ITEM NO. TCAC0701
SIZE(W)x(D)x(H)mm
Overall: 687x459x857
Overall w/caster: 687x459x1015
5 Drawer: 578x378x75
2 Drawer: 578x378x155

7-Drawer Mobile Tool Trolley
PRO-LINE SERIES RED



ITEM NO. TCAC0702
SIZE(W)x(D)x(H)mm
Overall: 687x459x857
Overall w/caster: 687x459x1015
5 Drawer: 578x378x75
2 Drawer: 578x378x155

GENERAL SERIES

GENERAL SERIES TOOL TROLLEY

- 5 Medium & 2 Large Drawers
- Smooth Ball Bearing Slide Drawers with Auto-Return Function (full 100% retractable drawers)
- Loading Capacity Per Drawer 45 kg
- Static Load Capacity 480 kg
- Supplied with Drawer Liners and One Spray Can Holder
- 10mm EVA Material Top Mat
- Electro-Power Coating to Resist Scratches & Solvent Markings
- Standard 5"x2" PP Casters With Lock (2 Fixed Casters & 2 Swivel Casters with Lock)

3-Drawer Middle Tool Chest

GENERAL SERIES **RED**



ITEM NO. SIZE(W)x(D)x(H)mm
 TBAA0305 Overall: 687x459x360
 3 Drawer: 578x378x75

7-Drawer Mobile Tool Trolley

GENERAL SERIES **RED**



ITEM NO. SIZE(W)x(D)x(H)mm
 TCAA0702 Overall: 687x459x857
 Overall w/caster: 687x459x1015
 5 Drawer: 578x378x75
 2 Drawer: 578x378x155

7-Drawer Mobile Tool Trolley

ECONOMIC SERIES **ORANGE**



ITEM NO. SIZE(W)x(D)x(H)mm
 TCAJ0705 Overall: 681x459x823
 Overall w/caster: 681x459x963
 5 Drawer: 580x377x75
 2 Drawer: 580x377x154

ITEM NO. SIZE(W)x(D)x(H)mm
 TBAA0304 Overall: 687x459x360
 3 Drawer: 578x378x75

7-Drawer Mobile Tool Trolley

GENERAL SERIES **GREEN**



ITEM NO. SIZE(W)x(D)x(H)mm
 TCAA0701 Overall: 687x459x857
 Overall w/caster: 687x459x1015
 5 Drawer: 578x378x75
 2 Drawer: 578x378x155

ECONOMIC SERIES

ECONOMIC SERIES TOOL TROLLEY

- 5 Medium & 2 Large Drawers
- Smooth Ball Bearing Slide Drawers
- 100% Fully Opening and Retractable Drawers
- Loading Capacity Per Drawer 30 kg
- Static Load Capacity 200 kg
- 9mm EVA Material Top Mat
- Electro-Power Coating to Resist Scratches & Solvent Markings
- Standard 5"x1-1/4" PP Casters with Lock (2 Fixed Casters & 2 Swivel Casters with Lock)
- Supplied with Drawer Liners

7-Drawer Mobile Tool Trolley

BACK PANEL SERIES

FOR PRO-LINE & GENERAL TROLLEY SERIES ONLY

Back Panel - GREEN



• Per back panel includes 10 pcs single hook - 2"(L)

ITEM NO. SIZE(W)x(H)mm
 TEAS6501 645x500

Back Panel - RED



• Per back panel includes 10 pcs single hook - 2"(L)

ITEM NO. SIZE(W)x(H)mm
 TEAS6502 645x500

Back Panel

- Adjustable Back Panel
- To install the back panel on the top of trolley for hanging the tools
- Per back panel includes 10 pcs single hook - 2"(L)



Single Hook (For Wall Cabinet & Panel)



ITEM NO.	SIZE(inch)	📦
TEAA0202	2	20
TEAA0303	3	20
TEAA0404	4	20

Double Hook (For Wall Cabinet & Panel)



ITEM NO.	SIZE(inch)	📦
TEAB0202	2	20
TEAB0303	3	20
TEAB0404	4	20

U-Hook (For Wall Cabinet & Panel)



ITEM NO.	SIZE(inch)	📦
TEAC0103	3	20

Magnetic Nameplate



• Attach the magnetic nameplate onto the cabinets or trolleys. The nameplate can be used to indicate the contents of tools inside each drawer or the owner of the equipment.

ITEM NO.	SIZE(W)x(H)mm	📦
TEAT0805	80x50	30

SIDE CABINET SERIES FOR PRO-LINE & GENERAL 7-DRAWER TROLLEY SERIES ONLY

TOPTUL Side Cabinet Series

- 10mm Top Mat
- Easy to attach to mobile tool trolley
- Electro-Power coating to resist scratches & solvent markings



7-Drawer Side Cabinet



7-Drawer Side Cabinet - GREEN



7-Drawer Side Cabinet - RED



- Per cabinet includes 3 component trays

ITEM NO.	SIZE(W)x(D)x(H)mm
TBAI0701	Overall: 395x460x860 5 Drawer: 290x400x75 2 Drawer: 290x400x155

- Per cabinet includes 3 component trays

ITEM NO.	SIZE(W)x(D)x(H)mm
TBAI0702	Overall: 395x460x860 5 Drawer: 290x400x75 2 Drawer: 290x400x155

Component Tray



ITEM NO.	SIZE(W)x(D)x(H)mm
PAF063926	263x392x40



- Component tray for storing screws, bolts, nuts and various kinds of small parts (Per cabinet includes 3 component trays)

Side Cabinet - GREEN



- 2 layer adjustable cabinet for large tool storage room

ITEM NO.	SIZE(W)x(D)x(H)mm
TBAG0101	390x460x860

Side Cabinet - RED



ITEM NO.	SIZE(W)x(D)x(H)mm
TBAG0102	390x460x860

Side Cabinet - GREEN



- Per cabinet includes 30 pcs of hooks (5 pcs for each type of hook)

ITEM NO.	SIZE(W)x(D)x(H)mm
TBAH0101	325x460x860

Side Cabinet - RED



- Per cabinet includes 30 pcs of hooks (5 pcs for each type of hook)

ITEM NO.	SIZE(W)x(D)x(H)mm
TBAH0102	325x460x860



Hanging Panel



Can Holder



- Hooks for hanging various tools such as screwdrivers, spanners, pliers, ratchet handles and etc.




Includes six types of hooks

327 **Tool Storage & Display**
ACCESSORIES

FOR PRO-LINE & GENERAL TROLLEY SERIES ONLY

TOPTUL tool trolley system offers an assortment of accessories. Easy to install the various drawer divider, holders or shelves in the tool chests or trollies in order to satisfy different user's needs.



Magnetic Tool Rack

- Made of durable SPCC steel plate
- 4 powerful magnets, lifting capacity up to 5 kg
- Special design to hold air impact wrench, wheel nut socket, torque wrench and ratchet handle
- Keep the rack with tools attached to tool chest, trolley and etc.
- Ideal for use in mechanic workshops



ITEM NO.	SIZE(W)x(D)x(H)mm
TEAY1201	115x100x392


Magnetic Foldable T-Handle Wrench Holder *

- Strong magnet T-Handle holder for attaching to tool trolley or can be mounted on wall
- Flat fold design for easy storage



ITEM NO.	SIZE(W)x(D)x(H)mm
TEAM1304	125x130x125

Steel Drawer Divider For Tool Chest / Trolley



TEAF5762
578x50mm

TEAF1950
193x50mm

TEAF3758
370x50mm

• Applicable to Drawer Size (W)578x(D)378x(H)75 mm

ITEM NO.	SIZE(W)x(H)mm
TEAG0901	• TEAF5762 Divider Size: 578x50 • TEAF3758 Divider Size: 370x50 • TEAF1950 Divider Size: 193x50

Paper Roll Holder



TEAL3703
(Green)

TEAL3704
(Red)

ITEM NO.	SIZE(W)x(D)x(H)mm
TEAL3703 (Green) TEAL3704 (Red)	375x220x100

Can Holder




TEAI430103
(Green)

TEAI430101
(Red)

ITEM NO.	SIZE(W)x(D)x(H)mm
TEAI430103 (Green) TEAI430101 (Red)	430x100x90

Folding Shelf




TAAE444501
(Green)

TAAE444502
(Red)

ITEM NO.	SIZE(W)x(D)x(H)mm
TAAE444501 (Green) TAAE444502 (Red)	440x445x175

T-Handle Wrench Holder



TEAM3302
(Green)

TEAM3303
(Red)

ITEM NO.	SIZE(W)x(D)x(H)mm
TEAM3302 (Green) TEAM3303 (Red)	330x100x60

Screwdrivers Holder



TEAR3301
(Green)

TEAR3302
(Red)

ITEM NO.	SIZE(W)x(D)x(H)mm
TEAR3301 (Green) TEAR3302 (Red)	330x40x70

GENERAL SERIES

5-Drawer Mobile Tool Trolley

GENERAL SERIES GREEN

- Loading Capacity Per Drawer 45 kg
- Static Load Capacity 480 kg



ITEM NO.	SIZE(W)x(D)x(H)mm
TCAA0501	Overall: 687x459x722 Overall w/caster: 687x459x840 3 Drawer: 578x378x75 2 Drawer: 578x378x155

5-Drawer Mobile Tool Trolley

GENERAL SERIES RED

- Loading Capacity Per Drawer 45 kg
- Static Load Capacity 480 kg



ITEM NO.	SIZE(W)x(D)x(H)mm
TCAA0502	Overall: 687x459x722 Overall w/caster: 687x459x840 3 Drawer: 578x378x75 2 Drawer: 578x378x155

5-Drawer Mobile Tool Trolley

- Loading Capacity Per Drawer 45 kg
- Static Load Capacity 480 kg



• 4 Medium, 1 Large Drawers & 1 Panel Area

ITEM NO.	SIZE(W)x(D)x(H)mm
TCAF0501	Overall: 687x459x857 Overall w/caster: 687x459x995 4 Drawer: 578x378x75 1 Drawer: 578x378x155 Panel Area: 609x417x240

TOOL CHEST & TROLLEY

1-Drawer Service Cart

- Loading Capacity Per Drawer 35 kg
- Static Load Capacity 160 kg



ITEM NO.	SIZE(W)x(D)x(H)mm
TCAD0101	Overall: 690x470x815 1 Drawer: 578x378x75

GENERAL SERIES

8-Drawer Heavy Duty Tool Chest

- Loading Capacity Per Drawer 45 kg
- Static Load Capacity 800 kg



- Double Wall Construction
- Full Extension Drawer Load
- Heavy Duty Ball Bearing Slides
- Gas Struts Assisted Opening Lid



ITEM NO.	SIZE(W)x(D)x(H)mm
TBAA0801	Overall: 1052x471x523 4 Drawer: 569x398x75 4 Drawer: 308x398x75

13-Drawer Heavy Duty Mobile Work Station

- Loading Capacity Per Drawer 45 kg
- Static Load Capacity 800 kg



ITEM NO.	SIZE(W)x(D)x(H)mm
TCBA1301	Overall: 1067x480x852 Overall w/caster: 1067x480x1011 1 Drawer: 935x398x120 5 Drawer: 569x398x75 1 Drawer: 569x398x155 5 Drawer: 308x398x75 1 Drawer: 308x398x155

Small 5-Drawer Mobile Tool Trolley

- Loading Capacity Per Drawer 30 kg
- Static Load Capacity 180 kg



ITEM NO.	SIZE(W)x(D)x(H)mm
TCAB0501	Overall: 569x340x661 Overall w/caster: 569x340x769 3 Drawer: 479x294x75 2 Drawer: 479x294x155

8-Drawer Jumbo Roller Cabinet

- Loading Capacity Per Drawer 45 kg
- Static Load Capacity 680 kg



JUMBO 50% MORE SPACE

ITEM NO.	SIZE(W)x(D)x(H)mm
TCBA0801	Overall: 862x498x857 Overall w/caster: 862x498x995 7 Drawer: 751x438x75 1 Drawer: 751x438x155

TOOL CHEST

6-Drawer Mobile Tool Chest

- 3 small, 2 medium & 1 large drawers suitable for a variety of storage requirements



ITEM NO. TBAA0601
SIZE(W)x(D)x(H)mm
 Overall: 660x307x378
 3 Drawer: 169x272x50
 2 Drawer: 569x272x50
 1 Drawer: 569x272x75

9-Drawer Mobile Tool Chest

- 6 small, 2 medium & 1 large drawers, suitable for a variety of storage requirements
- Smooth ball bearing slide drawers with auto-return function
- Include one portable tool tray & drawer liners



ITEM NO. TBAA0901
SIZE(W)x(D)x(H)mm
 Overall: 660x307x434
 6 Drawer: 169x272x50
 2 Drawer: 569x272x50
 1 Drawer: 569x272x75

3-Drawer Tool Chest



ITEM NO. TBAA0303
SIZE(W)x(D)x(H)mm
 508x232x302

3-Sections Portable Tool Chest




ITEM NO. TBAC0502
SIZE(W)x(D)x(H)mm
 470x220x350

3-Sections Portable Tool Chest



ITEM NO. TBAC0501
SIZE(W)x(D)x(H)mm
 470x220x350

Chisel & Punch Shelf




ITEM NO. TDAK6006
SIZE(W)x(D)x(H)mm
 600x240x60

Chisel & Punch Shelf



ITEM NO. TDAK2619
SIZE(W)x(D)x(H)mm
 260x185x50

Socket Storage



ITEM NO. TBAB0800
SIZE(W)x(D)x(H)mm
 585x110x430

Screwdriver Shelf



ITEM NO. TDAI6021
SIZE(W)x(D)x(H)mm
 602x240x210

Socket Shelf

- Ideal for organizing 1/2" DR. Socket from 8 - 32mm
- Include 22 pcs steel dividers



ITEM NO. TBAB0304
SIZE(W)x(D)x(H)mm
 420x335x320

Socket Shelf



ITEM NO. TBAB0300
SIZE(W)x(D)x(H)mm
 425x290x360

PROFESSIONAL TOOL BOX SERIES

Tool Box (SMALL) *



ITEM NO.	SIZE(W)x(D)x(H)mm
TBAE0201	380x178x143

Tool Box (LARGE)

- Multi-function tool box
- Large capacity tool box with removable tote tray
- Various compartments accommodate a wide variety of tools and small parts
- Suitable for the storage of large tools and accessories
- Ideal for organizing small parts
- Light weight & durable design



ITEM NO.	SIZE(W)x(D)x(H)mm
TBAE0401	556x278x270

Tool Box (MEDIUM)



ITEM NO.	SIZE(W)x(D)x(H)mm
TBAE0301	445x240x202

TOPTUL Tool Bag W / Steel Tube Handle

- Rigid, Waterproof Tool Compartment
- Elastic Tool Retaining Strap
- Large Number of Side Pockets
- Removable Padded Shoulder Strap
- Material: Fabric Polyester
- Loading Capacity: Max. 30 kg
- Net Weight: 2.7 kg



ITEM NO.	SIZE(L)x(W)x(H)mm
PBW-041A	410x280x300



• TOPTUL Display Tags are available for Wrenches, Sockets, Bit Sockets, Accessories, Ratchet Handles & Screwdrivers



TOPTUL Heavy Duty Display Stand

- Brand-New Developed TOPTUL Display Stand
- TOPTUL Display Tags are available for Wrenches, Sockets & Ratchet Handles

TOPTUL Heavy Duty Display Stand



Cabinet - TDAJ9250



Cabinet - TDAJ9250

- Per display standard includes 20 pcs single hook - 4" (L) & 20 pcs single hook - 6" (L)

ITEM NO.	DESCRIPTION
TDAD2490	Panels - (W)900x(D)450x(H)2400 mm
TDAE2400	Pillars - (H)2400 mm
TDAJ9250	Cabinet - (W)920x(D)450x(H)500 mm
TDBG2592	Signboard (Acrylic fabric Material) (W) 920 mm (includes 2 fixing hooks)

- Per display standard includes 20 pcs single hook - 4" (L) & 20 pcs single hook - 6" (L)

ITEM NO.	DESCRIPTION
TDAD2490	Panels - (W)900x(D)450x(H)2400 mm
TDAE2400	Pillars - (H)2400 mm
TDAJ9250	Cabinet - (W)920x(D)450x(H)500 mm
TDAF9225	Lamp Signboard - (W)920 mm Power: 110-230V

Heavy Duty Wall Cabinet



- 20 pcs
- 5 pcs
- 3 pcs
- 4 pcs
- 5 pcs



- Per cabinet includes 2 pcs wall hanging holder and 2 pcs floor stand holder

- Hooks for hanging various tools such as screwdrivers, spanners, pliers, ratchet handles and etc.

ITEM NO.	SIZE(W)x(D)x(H)mm
TABF6113	605x125x775

TOPTUL Display Stand

Wall Mount Cabinet



A. TDAF2592



B. TDAG2592

- Per display standard includes 20 pcs single hook - 4" (L) & 20 pcs single hook - 6" (L)

ITEM NO.	DESCRIPTION
TDAD2192	Panels - (W)920x(D)450x(H)2100 mm
TDAE2100	Pillars - (H)2100 mm
A. TDAF2592	Lamp Signboard - (W)900 mm Power: 110-230V - Optional
B. TDAG2592	Signboard (W)900 mm - Optional



- Per cabinet includes 20 pcs single hook - 2" (L)

ITEM NO.	SIZE(W)x(D)x(H)mm
TAAF6118	611x180x981

TOPTUL Merchandise Display Board



ITEM NO.	SIZE(W)x(H)mm
TDAH7010	700x1000 mm
TEAA0105	50 pcs Display Stand Single Hook - 2" (L)



Auto Tools Series
Undercar / Engine / Body / General Tools
Automotive

specialty tools for auto mechanical repairs & maintenance.

338

www.toptul.com

AUTO TOOLS SERIES



AUTO TOOLS

337 **Tool Storage & Display**
HEAVY DUTY WORKBENCH
for most workshop applications



• Per wall cabinet includes 20 pcs single hook - 2"(L)

Mechanical Tool

ITEM NO.	DESCRIPTION
1- TAAA1607	Heavy Duty Workbench - (W)1560x(D)710x(H)827 mm
2- TAAD1602	Heavy Duty Wall Cabinet - (W)1560x(D)200x(H)603 mm (Per cabinet includes 20 pcs single hook - 2")
4- TBAA0304	3-Drawer Mobile Tool Chest - (W)687x(D)459x(H)360 mm
5- TCAB0501	Small 5-Drawer Tool Trolley - (W)569x(D)340x(H)769 mm

Heavy Duty Workbench & Wall Cabinet Series

- Sturdy Construction for Heavy Duty Applications
- 12mm Heavy Duty Rigid Working Table
- Cabinet Wall Panel Uses a Hole System for use with Hanging Hooks
- Electro-Powder Coating to Resist Scratches & Solvent Markings



• Per wall cabinet includes 20 pcs single hook - 2"(L)

Mechanical Tool

ITEM NO.	DESCRIPTION
1- TAAA1607	Heavy Duty Workbench - (W)1560x(D)710x(H)827 mm
3- TAAH1606	Heavy Duty Wall Panel - (W)1560x(H)600 mm (Per panel includes 20 pcs single hook - 2")
4- TBAA0304	3-Drawer Mobile Tool Chest - (W)687x(D)459x(H)360 mm
5- TCAB0501	Small 5-Drawer Tool Trolley - (W)569x(D)340x(H)769 mm